

10-40GHz PIN Reflective SP16T Switch, High Power



Description:

AT-SP16T-1040XH-R is high power, wide band PIN reflective SP16T switch from 10-40GHz. The GaAs Based Pin switch is controlled by TTL with +/-5V power supply. The switch is with good high isolation and good return loss performance.

The modules is with 2.92mm female connector, other connectors can be provided according to request.

More information, visit www.atmicrowave.com

Feature

- ✓ Frequency: 10-40GHz
- ✓ Low insertion Loss, -6 dB
- ✓ High isolation: -60dBc
- ✓ Very fast speed

Application

- ✓ Test Equipment
- ✓ ROF (RF Over Fiber)
- ✓ Radar System
- ✓ Telecom Communication

Electronical Specifications:

Parameter	Min	Typical	Max
Frequency		10-40GHz	
Insertion Loss		10-26.5GHz: -5dB 26.5-40GHz: -7dB	-8dB -10cdB
Isolation/RF OFF		-60 dBc	
Return Loss/RF ON Channel		-10dB	
Switching Time		100ns	
P1dB @17GHz		+22dBm	
Bias Voltage		+/-5V, 50mA	
Control		TTL	
Spec Temp		25C	





AT-SP16T-1040XL-R

10-40GHz PIN Reflective SP16T Switch

Mechanical Information

Item	Description
Input Port	2.92mm Female
Output Port	2.92mm Female
Bias/Control	Feed Through Pin
Case Material	Copper
Finish	Gold Plated
Weight	150g
Size:	See Dimension

Absolute Maximum Ratings Table

Parameter	Value
Bias Voltage	+5V +/-10%, -5V +/-10%
RF Input Power	+30dBm
Operating Temperature	-40 to +85C
Storage Temperature	-55 to +125C

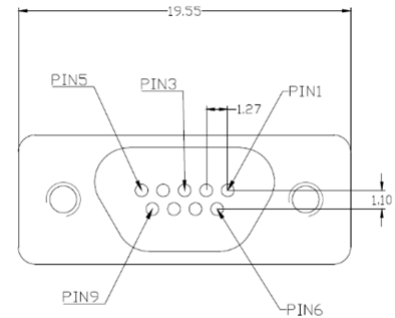
TTL and Bias Voltage

TTL	V2
High	2.0 to 5.5V
Low	0 to 0.8V
VDD	+5V (+/-5%)
VEE	-5V (+/-5%)



Truth Table

C1	C2	C3	C4	C5	Signal Path
0	0	0	0	0	J1
0	0	0	1	0	J2
0	0	1	0	0	J3
0	0	1	1	0	J4
0	1	0	0	0	J5
0	1	0	1	0	J6
0	1	1	0	0	J7
0	1	1	1	0	J8
1	0	0	0	1	J9
1	0	0	1	1	J10
1	0	1	0	1	J11
1	0	1	1	1	J12
1	1	0	0	1	J13
1	1	0	1	1	J14
1	1	1	0	1	J15
1	1	1	1	1	J16



管脚定义:

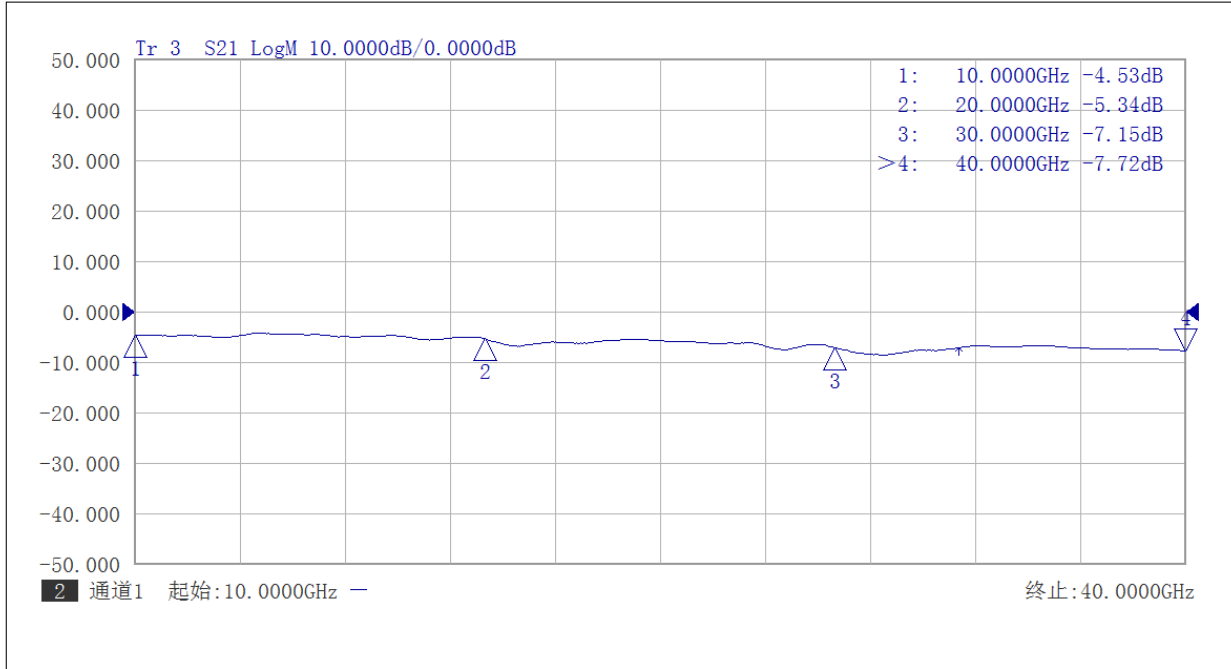
- 1: +5V
- 2: -5V
- 3: GND
- 4: C1
- 5: C2
- 6: C3
- 7: C4
- 8: C5
- 9: NC

Notes:

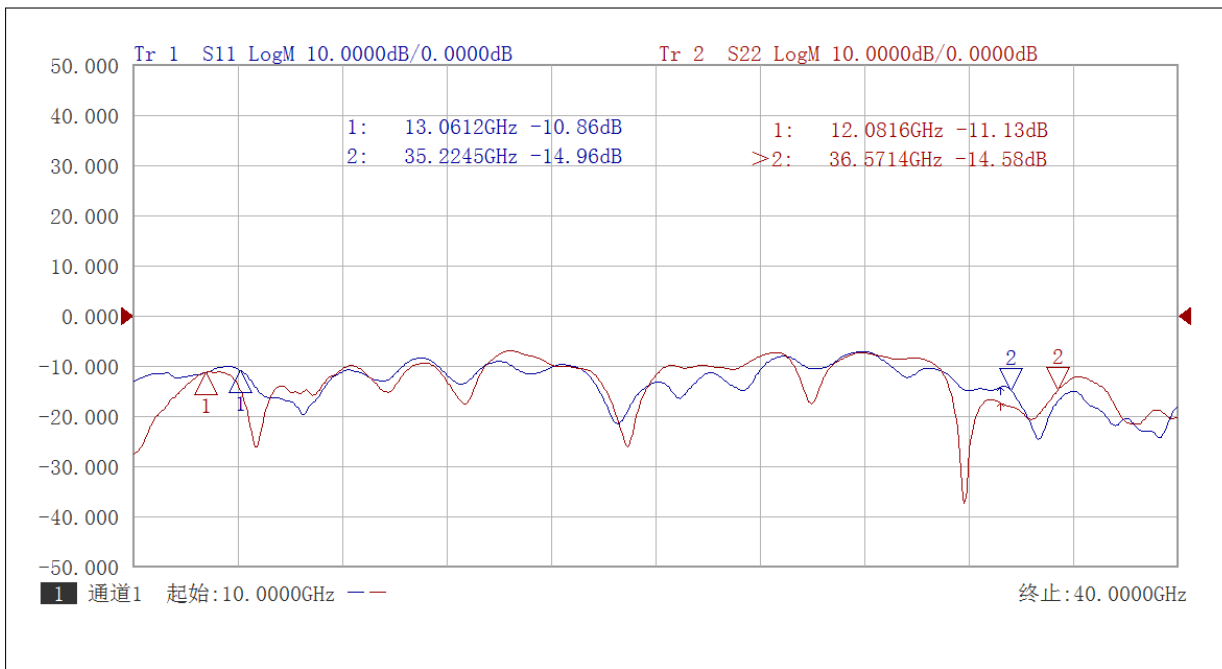
1. Datasheet may be changed according to update of MMIC, Raw materials , process, and so on.
2. This data is only for reference, not for guaranteed specifications.
3. Please contact AT Microwave team to make sure you have the most current data.



Test Data(25C)




Insertion Loss vs Frequency



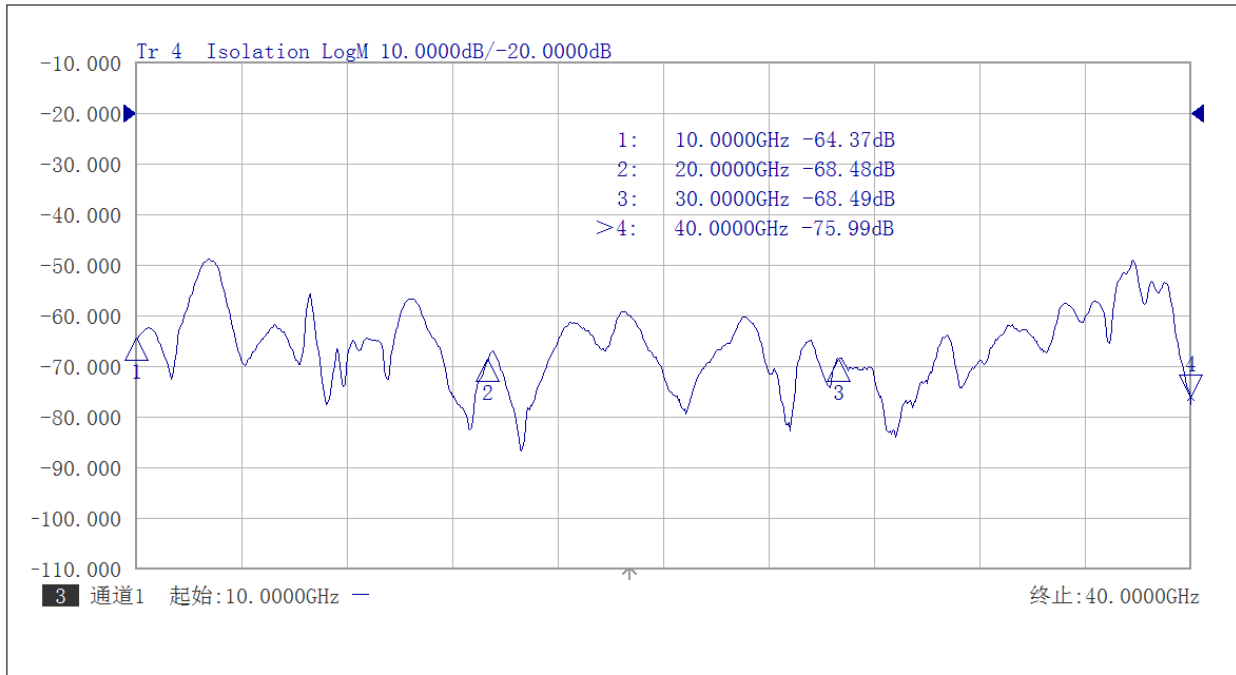
Insertion Loss vs Frequency/RF ON Channel





AT-SP16T-1040XL-R

10-40GHz PIN Reflective SP16T Switch



Isolation vs Frequency/RF OFF



Dimension (mm)

