



AT-PA-6889-1715Y

68-89GHz Power Amplifier, Psat=+15dBm

E Band Broadband Power Amplifier



Description:

AT-PA-6889-1715Y is power amplifier with +15dBm output power in the frequency of 68-89GHz. The DC power requirement is +5/400mA. The module is with a standard WR-12 waveguide.

The power amplifier has high gain, high linearity, low input/output return loss and flat gain response.

More information, please visit www.atmicrowave.com

Feature

- ✓ Frequency: 68-89GHz
- ✓ Psat:+15dBm
- ✓ Small signal gain: 17dB
- ✓ Single Power Supply

Application

- ✓ E Band Point to Point Communication
- ✓ FOD (Foreigner Objects Debris)
- ✓ Test Equipment
- ✓ ROF (RF Over Fiber)
- ✓ Radar System

Electrical Specifications:

Parameter	Min	Typical	Max
Frequency		68-89GHz	
Gain	15dB	17dB	
Drain Supply		+5V	+8V
Current Id		400 mA	
P1dB		+13dBm	
Psat		+15dBm	
Input Return Loss		-7 dB	
Output Return Loss		-7 dB	
Spec Temp		25C	





AT-PA-6889-1715Y

68-89GHz Power Amplifier, $P_{sat}=+15dBm$

Mechanical Information

Item	Description
Input Port	WR-12
Output Port	WR-12
Case Material	Copper
Finish	Gold Plated
Weight (Without Heatsink)	125g
Size:	50X25X20mm

Absolute Maximum Ratings Table

Parameter	Value
Drain Supply	+9V
RF Input Power	+12dBm
Operating Temperature	0 to +50C
Storage Temperature	-65 to +150C

Caution:

Please pay attention to the case temperature. If case temperature exceeds higher than +50C, heat sink and fan are required, or the amplifier may be damaged.

Notes:

1. Datasheet may be changed according to update of MMIC, Raw materials , process, and so on.
2. This data is only for reference, not for guaranteed specifications.
3. Please contact AT Microwave team to make sure you have the most current data.

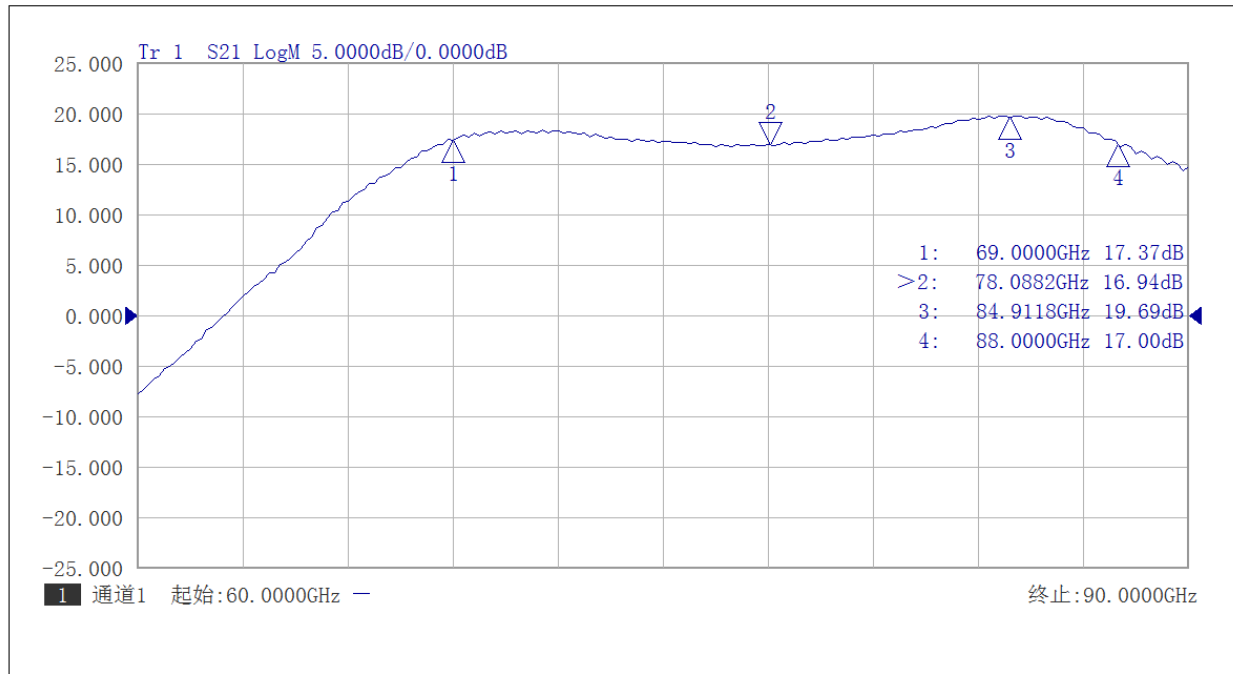




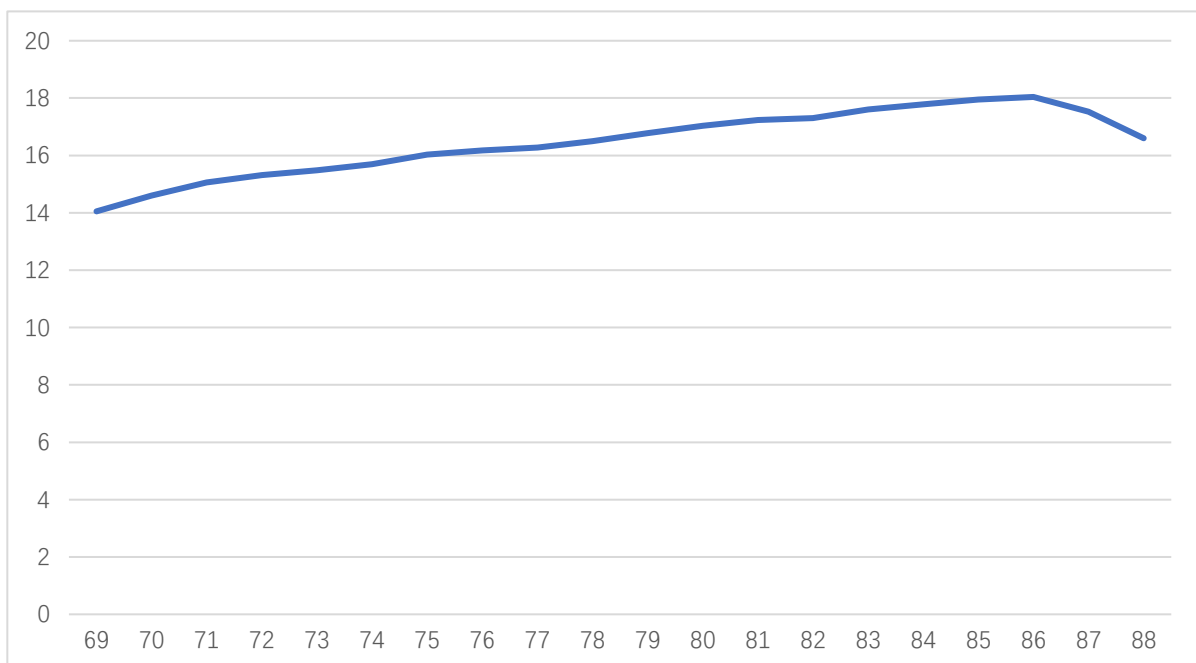
AT-PA-6889-1715Y

68-89GHz Power Amplifier, Psat=+15dBm

Test Data:



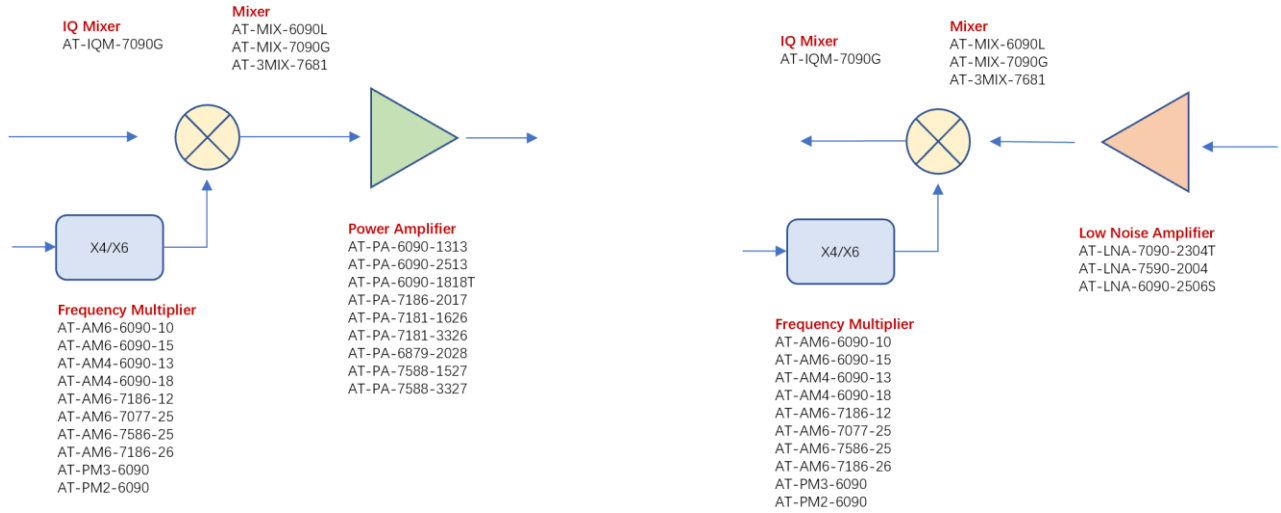
Gain vs Frequency



Psat vs Frequency



E Band 60-90GHz



Dimension:(unit in mm)

