

V Band Medium Power Amplifier



Product Overview

AT-PA-5570-1423 is power amplifier with +23dBm output power in the frequency of 55-70GHz. The DC power requirement is +5V/550mA. The module is with a standard WR-15 waveguide.

The power amplifier has high gain, high linearity, low input/output return loss and flat gain response.

It can also be used from 52-72GHz with some variation of performance.

More information, please visit www.atmicrowave.com

Advantages

- ✓ Frequency: 55-70GHz
- ✓ Psat:+23dBm
- ✓ Small signal gain: 14dB
- ✓ Single Power Supply

Application

- ✓ V Band Communication
- ✓ Test Equipment
- ✓ ROF (RF Over Fiber)
- ✓ Radar System

Key Features

Parameter	Min	Typical	Max
Frequency		55-70GHz	
Gain		14dB	
Drain Supply		+5V	+8V
P1db		+22dBm	
Psat	+22	+23dBm	
Quiescent Current		550 mA	
IDD Psat		850mA	0.95A
Input Return Loss		-8dB	
Output Return Loss		-8dB	
Spec Temp		25C	





AT-PA-5570-1423

55-70GHz Power Amplifier, $P_{sat}=+23dBm$

Mechanical Information

Item	Description
Input Port	WR-15
Output Port	WR-15
Case Material	Copper
Finish	Gold Plated
Weight (Without Heatsink)	100g
Size:	50x25X20 mm

Absolute Maximum Ratings Table

Parameter	Value
Drain Supply	+9V
RF Input Power	+15dBm
Operating Temperature	0 to +50C
Storage Temperature	-70 to +150C

Caution:

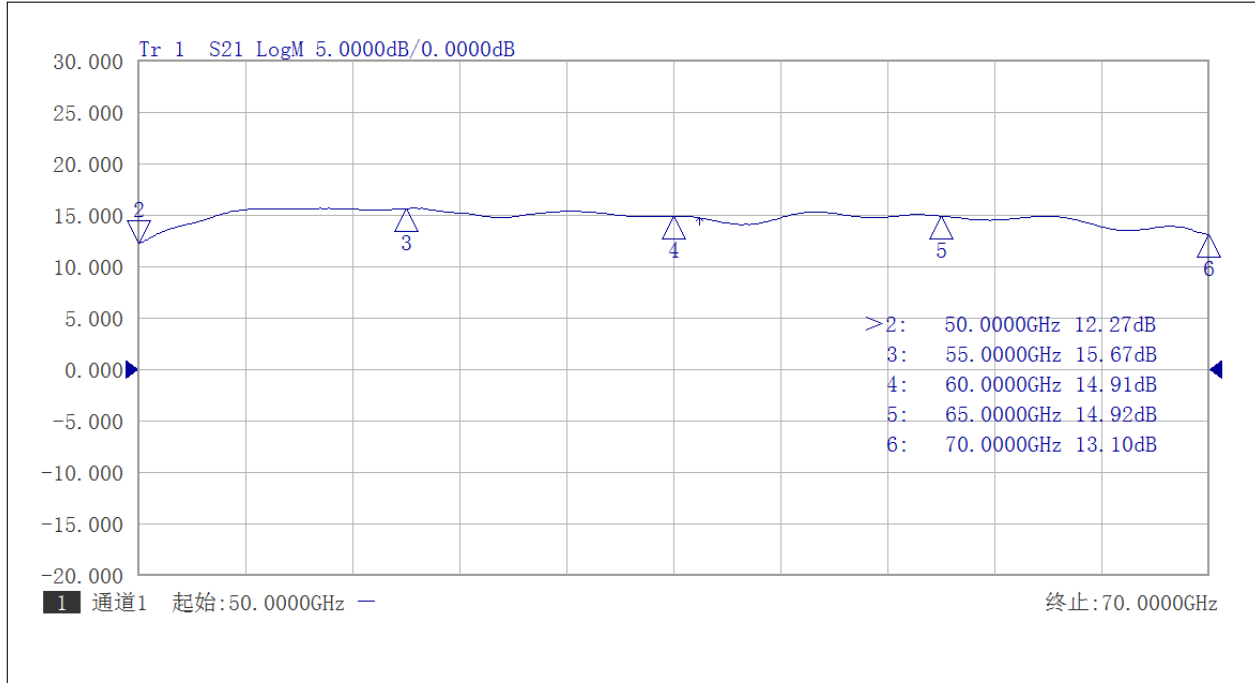
Please pay attention to the case temperature. If case temperature exceed higher than +50C, heat sink and fan are required or the amplifier may be damaged.

Notes:

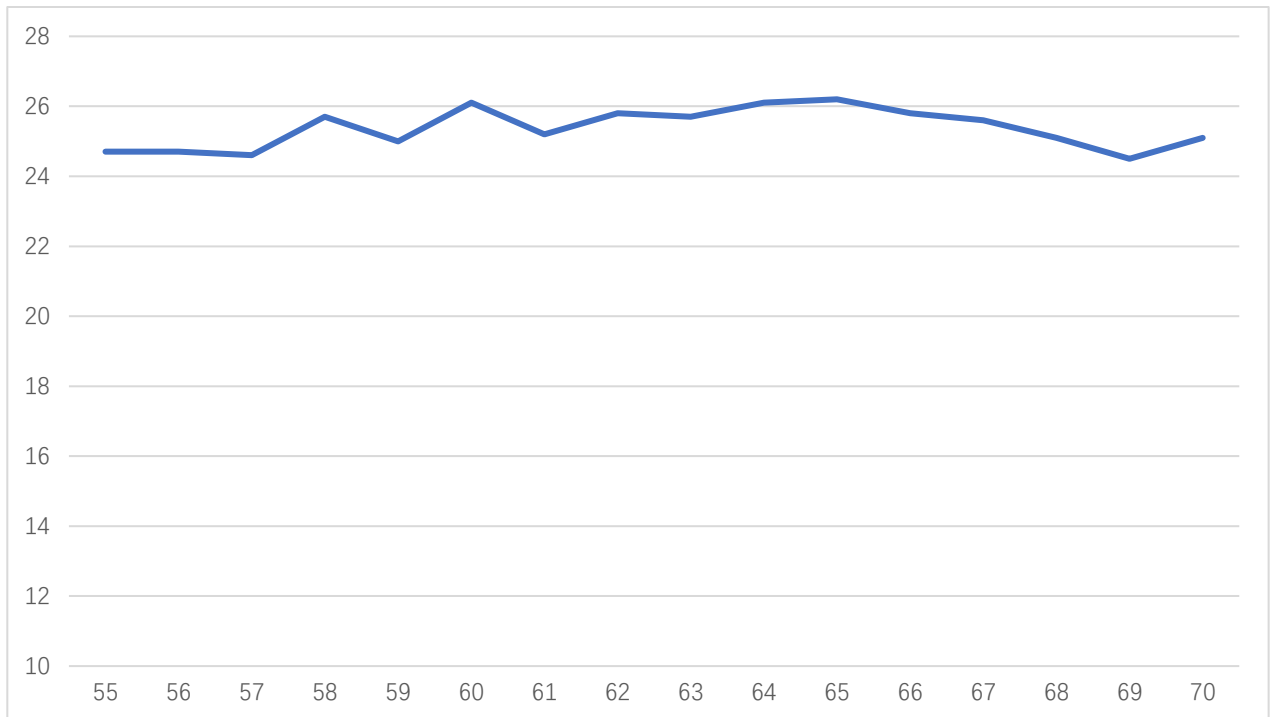
1. Datasheet may be changed according to update of MMIC, Raw materials , process, and so on.
2. This data is only for reference, not for guaranteed specifications.
3. Please contact AT Microwave team to make sure you have the most current data.



Test Data:

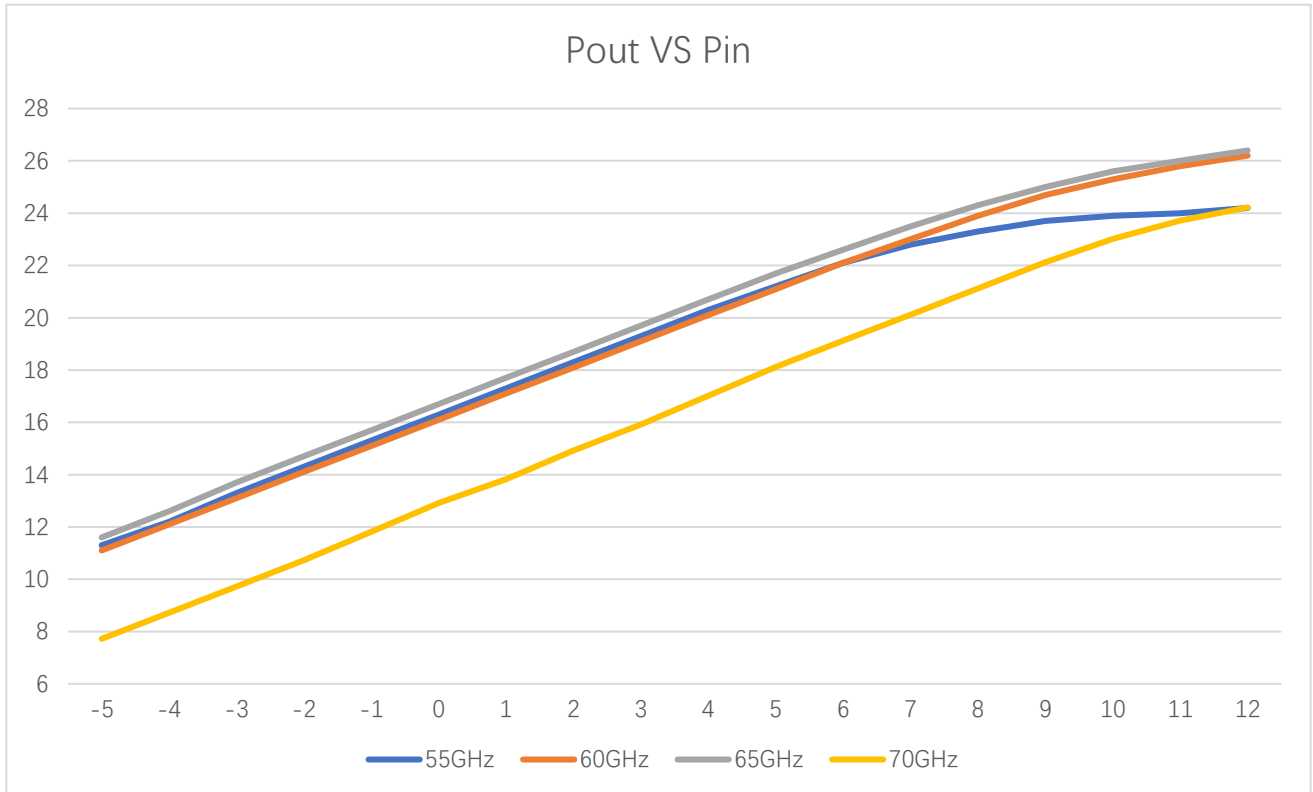


Gain vs Frequency

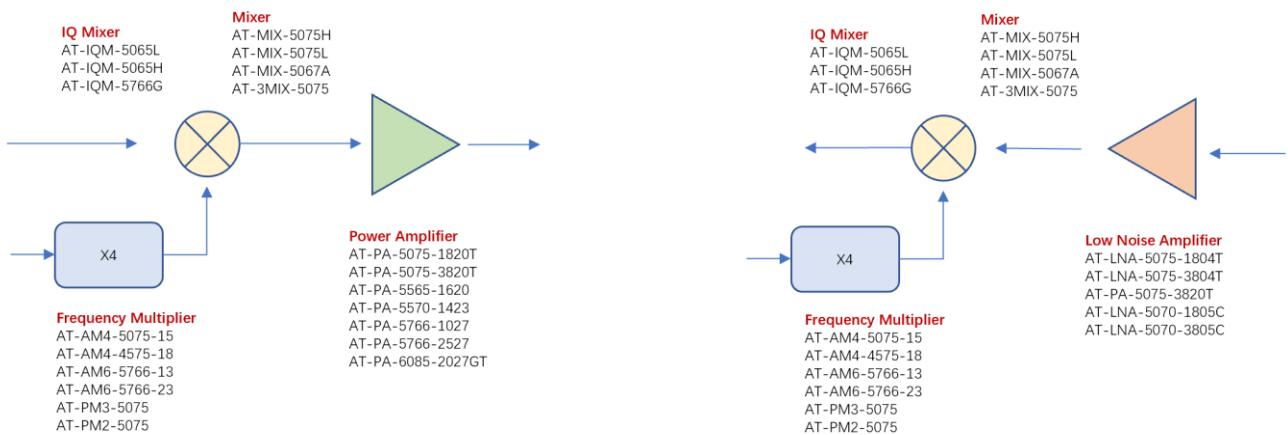


Psat vs Frequency





V Band 50-75GHz



Dimension: (unit in mm)

