



AT-LNA-80105-1507

80-105GHz 15dB Gain General Driver

W Band General Driver, WR-10

2022-3-15

Gain=15Db, Pout=+8dBm, NF=7dB



Product Overview

AT-LNA-80105-1506 is general driver operating in 80-105 GHz frequency range. The LNA is packaged in a waveguide module using industry standard WR10.

The module can be used both as general driver and LNA, with performance gain=15db, Pout=+8dBm, NF=7dB.

GaAs pHEMT MMIC technology LNA Chip is used, which ensures reliable and repeatable unit-to-unit result.

More information, please visit www.atmicrowave.com

Advantages

- ✓ Frequency: 80-105GHz
- ✓ Gain: 15dB
- ✓ NF: 7dB
- ✓ Pout=+8dBm
- ✓ Single Supply

Application

- ✓ W band Imaging
- ✓ FOD (Foreigner Objects Debris)
- ✓ Test Equipment
- ✓ ROF (RF Over Fiber)
- ✓ Radar System

Key Features

Parameter	Min	Typical	Max
Frequency		80-105GHz	
Gain	13	15dB	
Gain Flatness		+/-2.5dB	
Noise Figure		7dB	
Psat		+8dBm	
Drain Supply		+5V/70mA	+8V
Input Return Loss		-8dB	
Output Return Loss		-8dB	
Spec Temp		25C	





AT-LNA-80105-1507

80-105GHz 15dB Gain General Driver

Mechanical Information

Item	Description
Input Port	WR-10
Output Port	WR-10
Case Material	Copper
Finish	Gold Plated
Weight	100g
Size:	See outline

Absolute Maximum Ratings Table

Parameter	Value
Drain Supply	+9V
RF Input Power	+10dBm
Operating Temperature	0 to +50C
Storage Temperature	-45 to +85C

Notes:

1. Datasheet may be changed according to update of MMIC, Raw materials , process, and so on.
2. This data is only for reference, not for guaranteed specifications.
3. Please contact AT Microwave team to make sure you have the most current data.

Part Number Selection Guide

Item	Description
PN	Stand Module with DC Power Supply
PN-LCBT	L ow Cost, C ompact B ench- T op, +220V Supply with AC/DC Adapter



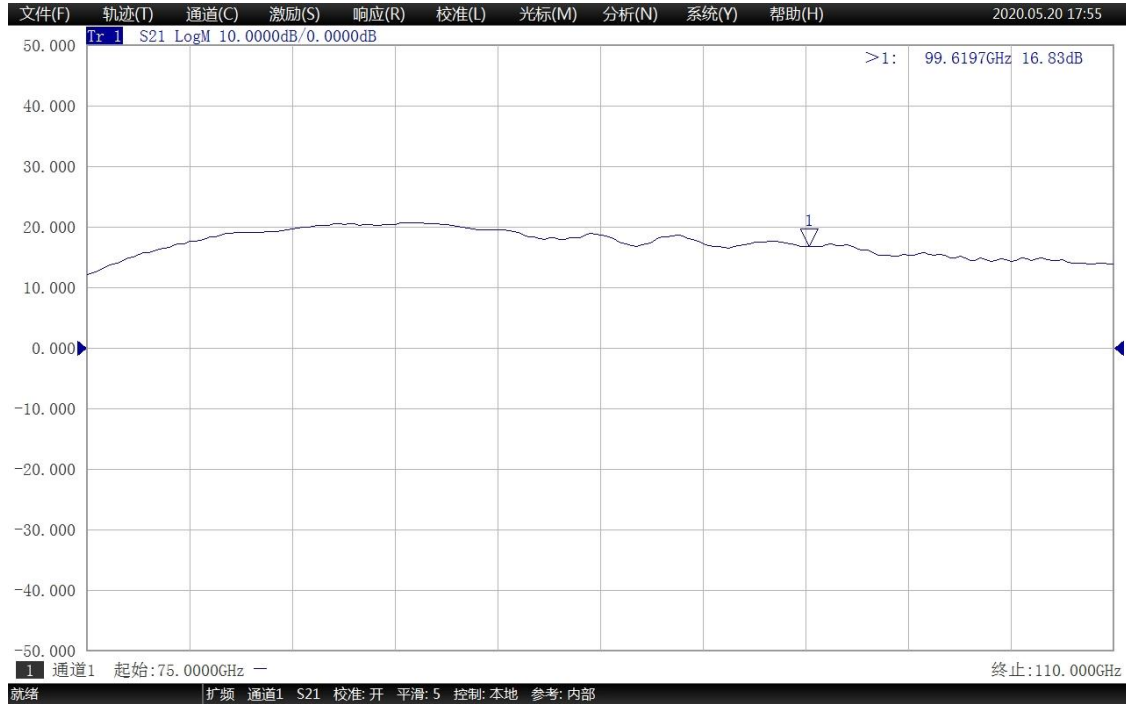


AT-LNA-80105-1507

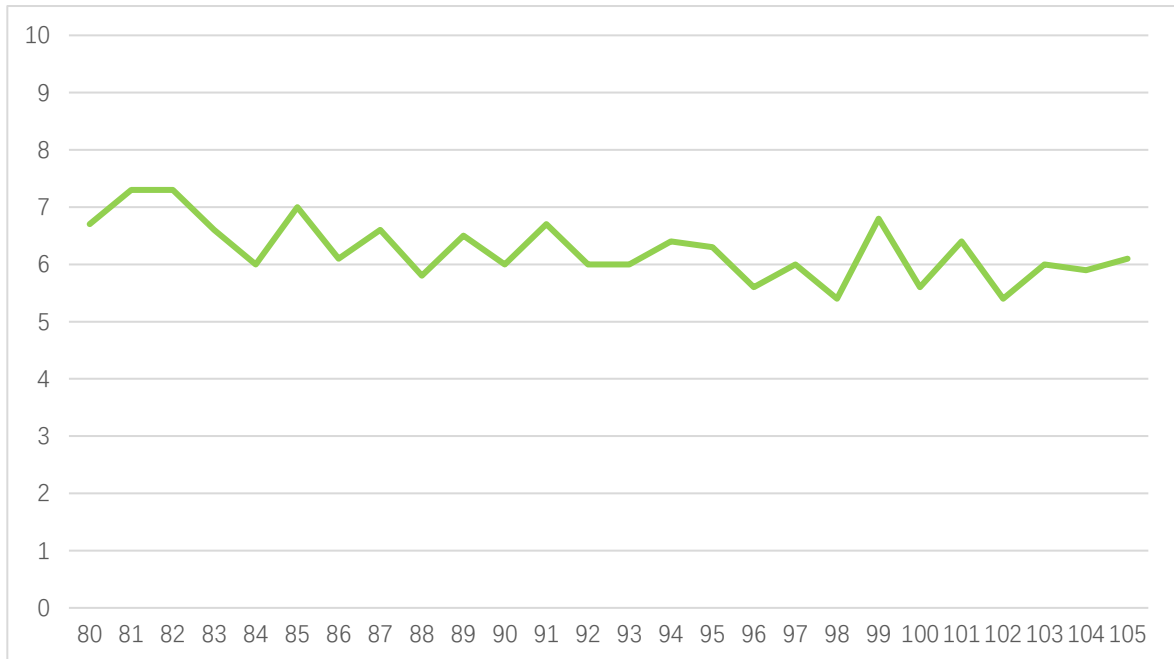
80-105GHz 15dB Gain General Driver

Test Data (25C)

Please note that test curves will vary slightly from unit to unit.



Gain Vs Frequency



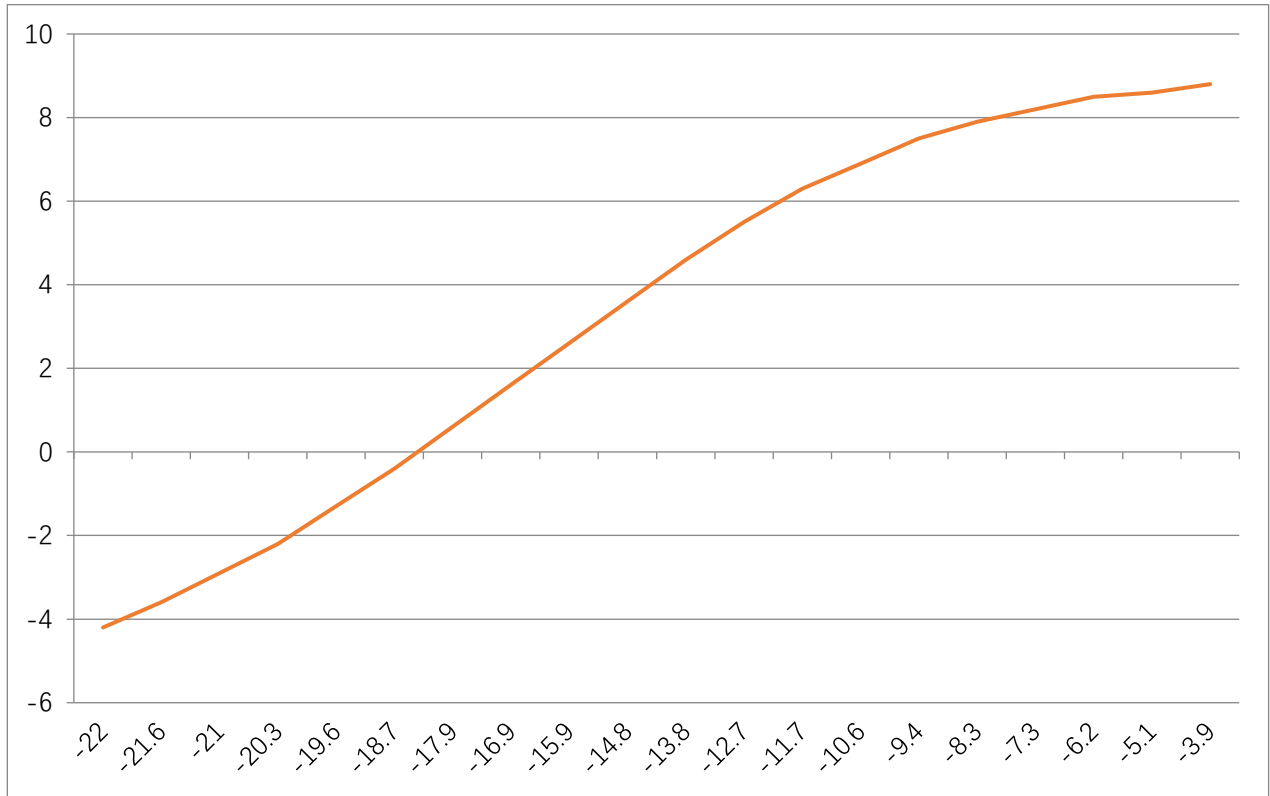
NF vs Frequency





AT-LNA-80105-1507

80-105GHz 15dB Gain General Driver



Pout vs Pin at 85GHz



Dimension: (mm)

