

33-50GHz Broadband Low Noise Amplifier

Gain=23dB, NF=2.8dB, WR-22



Product Overview

AT-LNA-3350-2525T is low noise amplifier with 25dB gain in the frequency of 33-50GHz. The DC power requirement is +5V/50mA. The module is with a standard WR-22 waveguide. Input connector by 2.4mm connector is available according to request.

The LNA has high gain, high linearity, low input/output return loss and flat gain response.

More information, please visit www.atmicrowave.com

Advantages

- ✓ Frequency: 33-50GHz
- ✓ Small signal gain: 23dB
- ✓ NF 2.8dB
- ✓ Single Power Supply

Application

- ✓ Q Band Communication
- ✓ Test Equipment
- ✓ ROF (RF Over Fiber)
- ✓ Radar System

Key Features

Parameter	Min	Typical	Max
Frequency		33-50GHz	
Gain	20dB	23dB	
Drain Supply		+5V	+8V
NF		2.8dB	3.5dB
P1		+3dBm	
Psat		+5dBm	
Current		50 mA	90mA
Input Return Loss		-7dB	
Output Return Loss		-7dB	
Spec Temp		25C	





AT-LNA-3350-2328T

Q Band Low Noise Amplifier

Mechanical Information

Item	Description
Input Port	WR-22
Output Port	WR-22
Case Material	Copper
Finish	Gold Plated
Weight	150g
Size:	See outline

Absolute Maximum Ratings Table

Parameter	Value
Drain Supply	+9V
RF Input Power	+10dBm
Operating Temperature	0 to +50C
Storage Temperature	-45 to +85C

Notes:

1. Datasheet may be changed according to update of MMIC, Raw materials , process, and so on.
2. This data is only for reference, not for guaranteed specifications.
3. Please contact AT Microwave team to make sure you have the most current data.

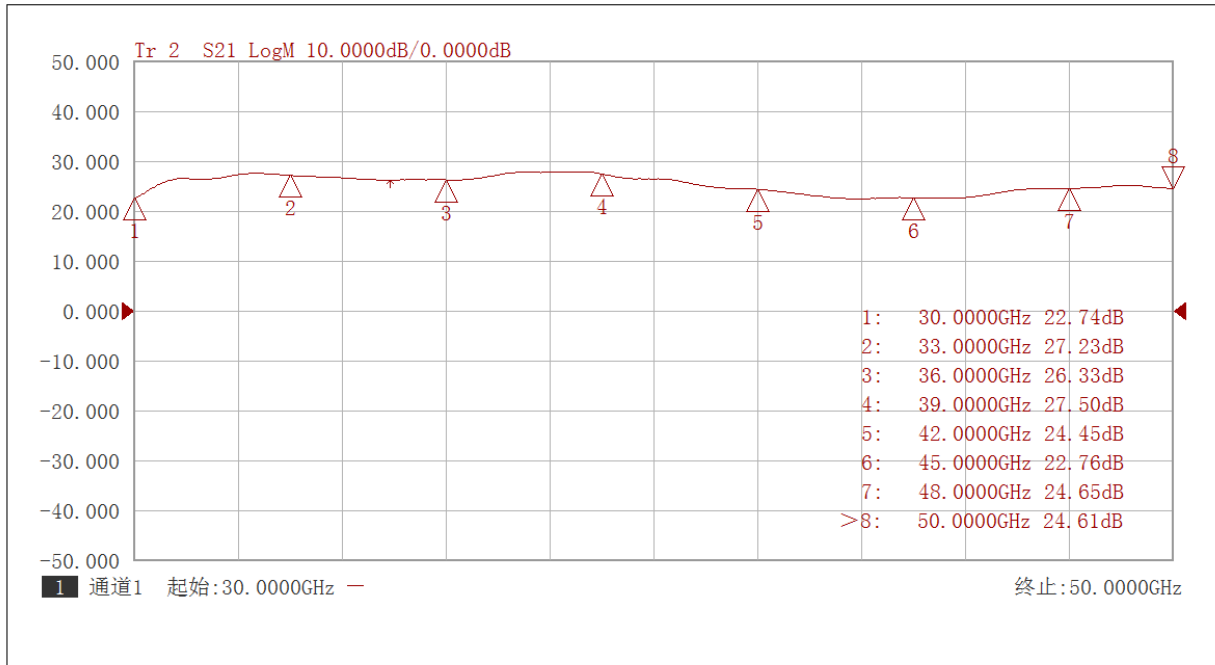
Part Number Selection Guide

Item	Description
PN	Standard Module with DC Power Supply
PN-24FIN	With 2.4mm female input
PN-LCBT	L ow Cost, C ompact B ench- T op, +220V Supply with AC/DC Adapter

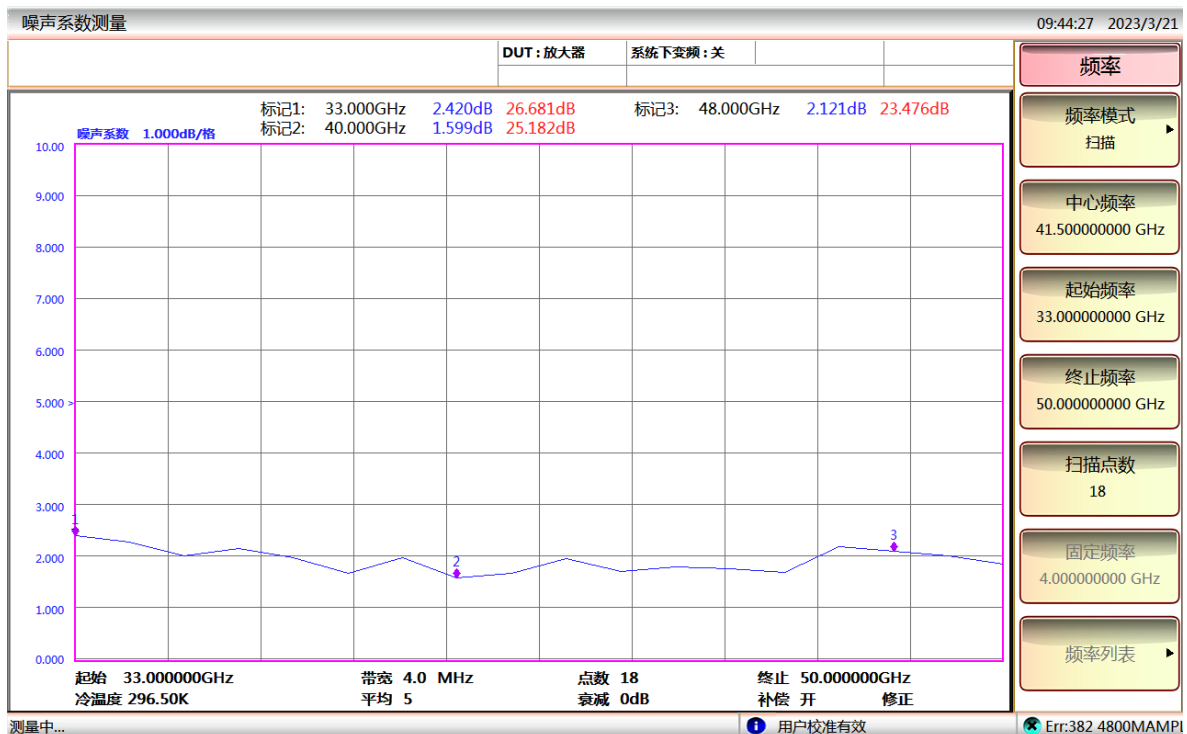


Test Data (25C)

Please note that test curves will vary slightly from unit to unit.



Gain vs Frequency



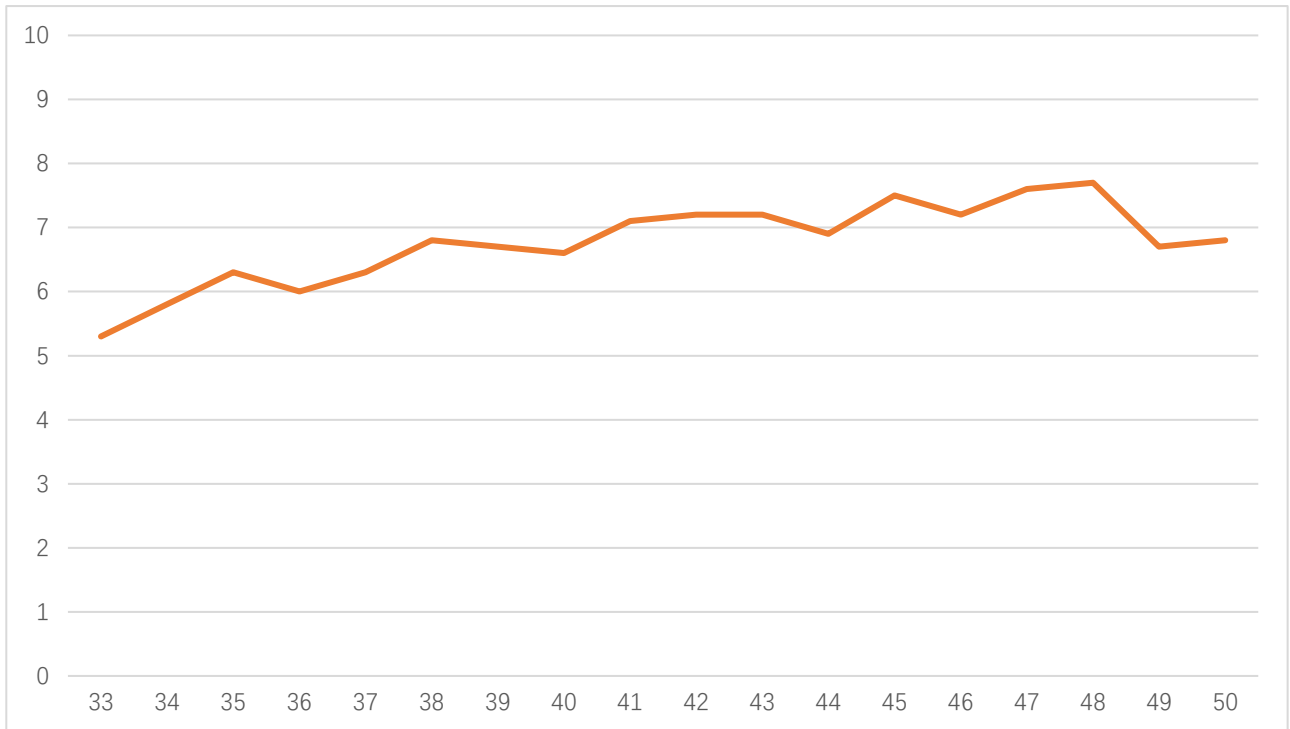
NF vs Frequency





AT-LNA-3350-2328T

Q Band Low Noise Amplifier



Psat vs Frequency



Dimension: (unit in mm)

