




AT-LNA-1826-3518P20

18-26.5GHz Low Noise Amplifier

18-26.5GHz Super-Low NF Low Noise Amplifier



Product Overview

AT-LNA-1826-3518P20 is super low NF, broadband low noise amplifier from 18GHz to 26.5GHz. The NF is 1.8dB for the full-band. The DC power requirement is +5V/250mA. It also works with power supply from +5V to +8V. The module is with 2.92mm Female.

AT Microwave can provide all kinds of coaxial low noise amplifiers, with frequency from 0.01-67GHz, gain from 20 to 60dB, Pout from +5 to +27dBm, and connectors from SMA to 1.85mm.

More information, please visit www.atmicrowave.com

Advantages

- ✓ Frequency: 18-26.5GHz
- ✓ Small signal gain: 35dB
- ✓ Noise Figure: 1.8 dB
- ✓ Single Power Supply

Application

- ✓ Broadband Communication
- ✓ Test Equipment
- ✓ ROF (RF Over Fiber)
- ✓ Radar System

Key Features

Parameter	Min	Typical	Max
Frequency		18-26.5GHz	
Gain	33dB	35dB	
Gain Flatness		+/-1.5dB	
NF		1.8dB	2.5dB
P1dB		+18dBm	
Psat		+20dBm	
Drain Supply		+5V	+8V
Current		250 mA	350mA
Input Return Loss	-5	-10 dB	
Output Return Loss	-5	-10 dB	
Spec Temp		25C	





AT-LNA-1826-3518P20

18-26.5GHz Low Noise Amplifier

Mechanical Information

Item	Description
Input Port	2.92mm Female
Output Port	2.92mm Female
Case Material	Copper
Package Sealing	Epoxy Sealed
Finish	Gold Plated
Weight (Without Heatsink)	50g
Size:	30x30x14 mm

Absolute Maximum Ratings Table

Parameter	Value
Drain Supply	+13V
RF Input Power	+10dBm
Operating Temperature(note)	-20 to +70C
Storage Temperature	-65 to +150C

Note: -40 to +85C is available according to request.

Notes:

1. Datasheet may be changed according to update of MMIC, Raw materials , process, and so on.
2. This data is only for reference, not for guaranteed specifications.
3. Please contact AT Microwave team to make sure you have the most current data.

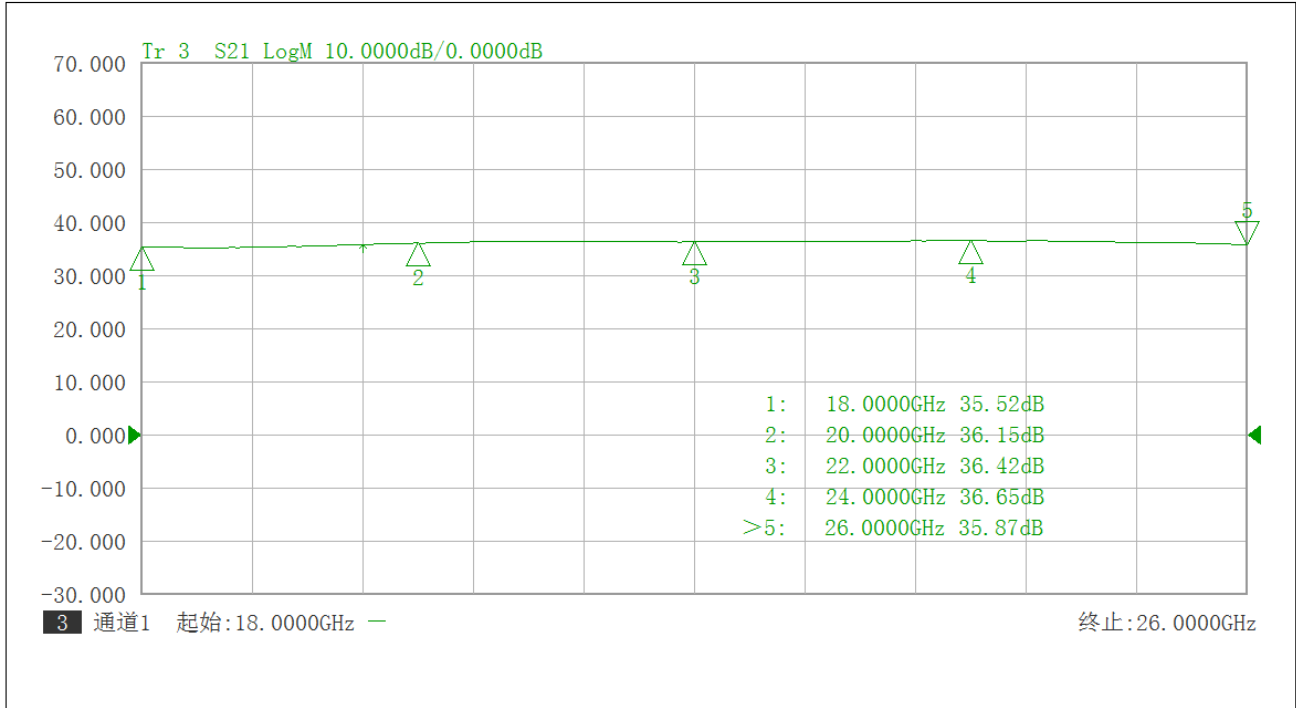
Part Number Selection Guide

Item	Description
AT-LNA-1826-3518P20	Stand Module with DC Power Supply
AT-LNA-1826-3518P20- LCBT	L ow Cost, C ompact B ench- T op, +220V Supply with AC/DC Adapter

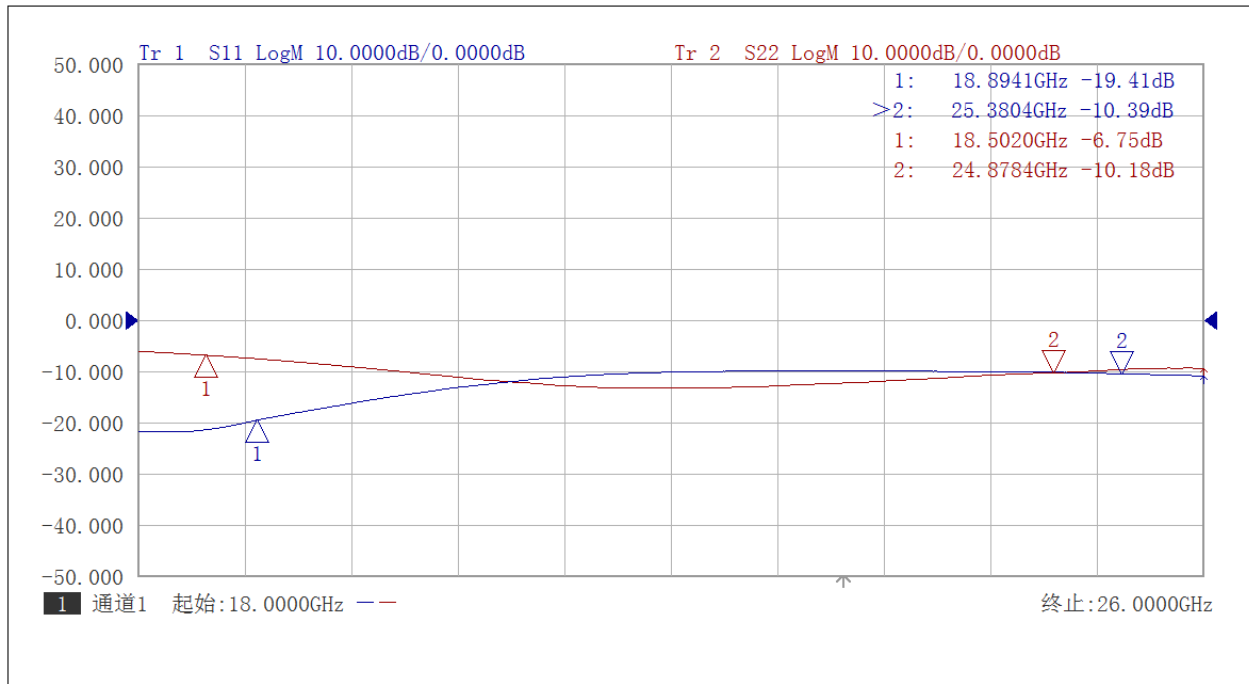


Test Data (25C)

Please note that test curves will vary slightly from unit to unit.

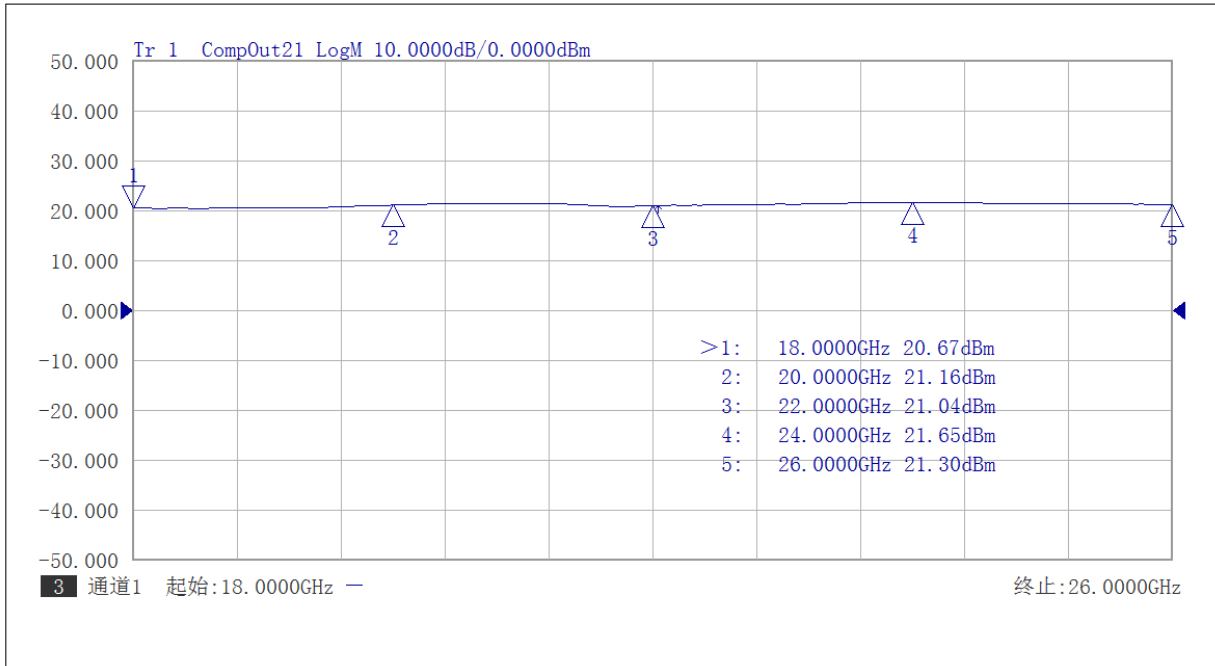


Gain vs Frequency

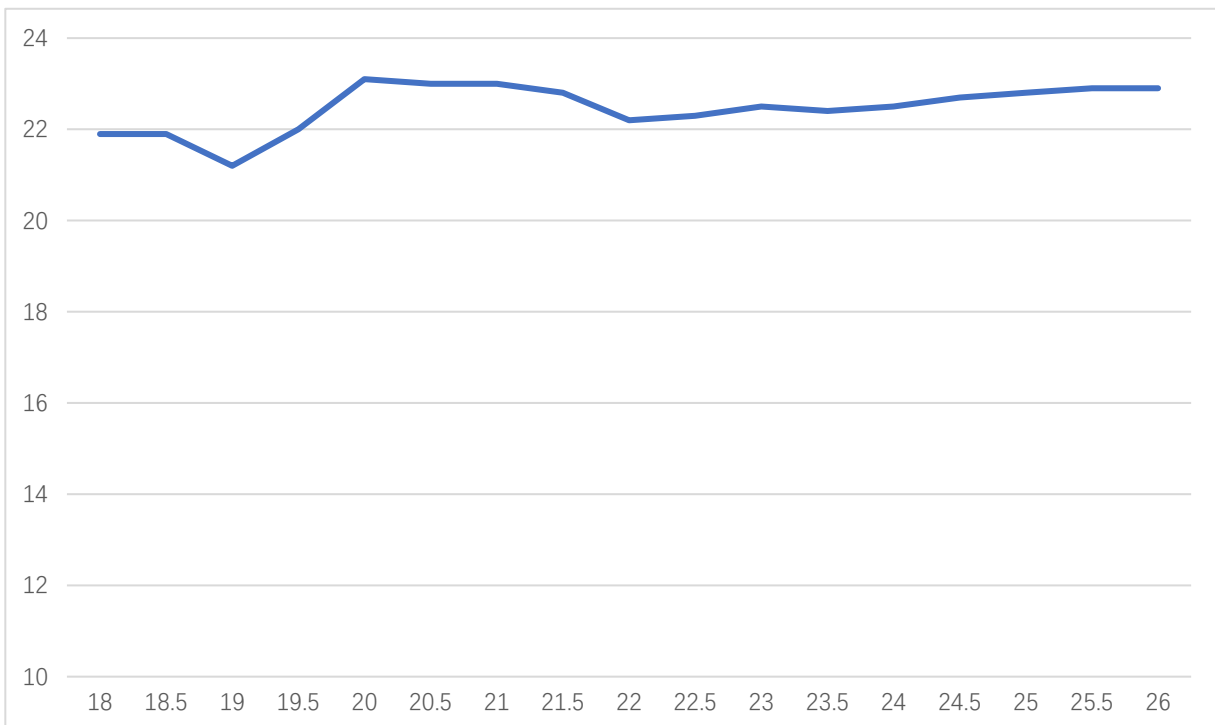


Return Loss vs Frequency






P1Db vs Frequency



Psat vs Frequency





AT-LNA-1826-3518P20

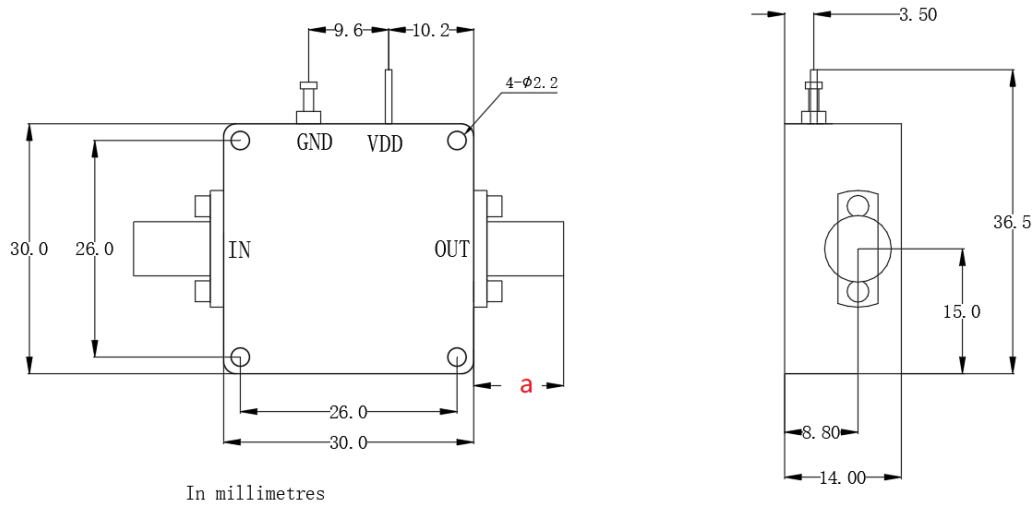
18-26.5GHz Low Noise Amplifier



NF vs Frequency



Dimension: (unit in mm)



	<26.5GHz	<40GHz	<50GHz	<67GHz
Connector	SMA	2.92mm	2.4mm	1.85mm
Length of a	9.4mm	9.5mm	10.8mm	11.3mm

Note: Female Default. Contact with us for other types.

Heat Sink Required If Case Temp Higher Than 50C

