


0.5-26.5GHz Broadband Frequency Divider, /16

2022-4-15



Description:

AT-FD16-26 is low noise divide-by-16 frequency divider with SMA Female input connector. This device operates from 500MHz to 26.5GHz with a single 5V supply

This divider offers SSB phase noise of -152dBc/Hz at 100kHz, which helps the user maintain excellent system noise performance. Differential input and differential output is available according to request.

More information, visit www.atmicrowave.com

Feature

- ✓ Wideband coverage
- ✓ Low SSB phase noise
- ✓ Low current
- ✓ Small Size


Application

- ✓ 5G Systems
- ✓ Radar System
- ✓ Test Equipment
- ✓ ROF (RF Over Fiber)

Electronical Specifications:

Parameter	Min	Typical	Max
Input Frequency Range		1-26.5GHz	
Minimum Input Frequency (Square wave Input)		0.5GHz	
Input Power	-10dBm	0dBm	+7dBm
Divider Rate		/64	
Output Frequency		3.125MHz-1.65GHz	
Output Power	-5dBm	-3dBm	
SSB Phase Noise @100kHz		-152dBc/Hz	
Vdd		+5V	+8V
Current		100mA	
Spec Temp		25C	





AT-FD16-26

0.5-26.5GHz Frequency Divider by16

Mechanical Information

Item	Description
Input Port	SMA Female
Output Port	SMA Female
Case Material	Copper
Finish	Gold Plated
Weight	50g
Size:	See outline

Absolute Maximum Ratings Table

Parameter	Value
Power Supply	+13V
RF Power Handling	+15dBm
Operating Temperature	-20 to 70C
Storage Temperature	-65 to +150C

Caution:

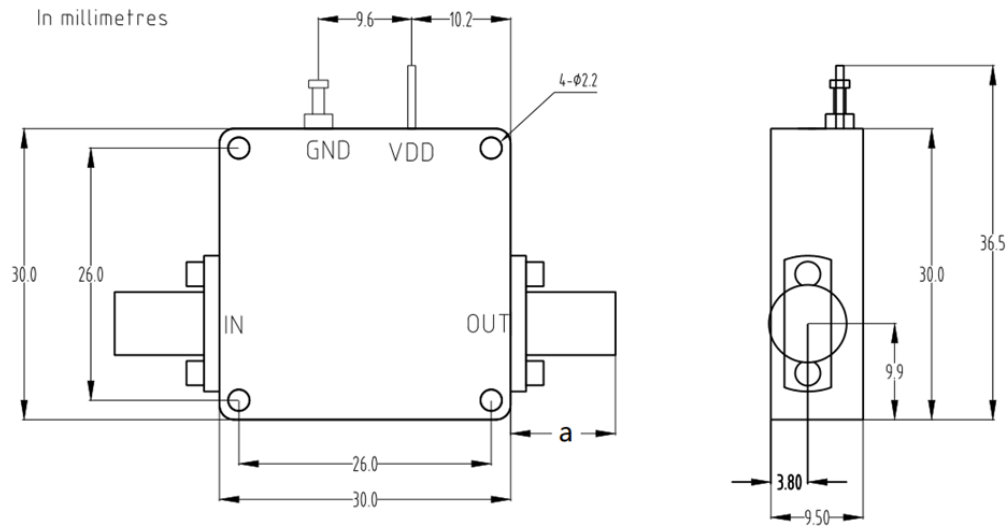
Please pay attention to the case temperature. If case temperature exceed higher than +50C, heat sink and fan are required, or the amplifier may be damaged.

Notes:

1. Datasheet may be changed according to update of MMIC, Raw materials , process, and so on.
2. This data is only for reference, not for guaranteed specifications.
3. Please contact AT Microwave team to make sure you have the most current data.



Dimension: (mm)



	<26.5GHz	<40GHz	<50GHz	<67GHz
Connector	SMA	2.92mm	2.4mm	1.85mm
Lenth of a	9.4mm	9.5mm	10.8mm	11.3mm

Note: Female Default. Contact with us for other types.

