

30db Directional Coupler

ATM-C30-0626

Feature

- 6-26GHz Broadband Performance
- Excellent Coupling Flatness
- High Directivity
- Low VSWR



Electrical Specifications -

Specifications guaranteed from -45 to +85°C, measured in a 50Ω system

Parameter	Frequency Range(GHz)	Min	Typ	Max	Unit
Mean Coupling	6-26.5GHz		30 +/-1		dB
Flatness			+/-0.5		dB
Direct Line Inserion Loss			0.8		dB
Main Line VSWR			1.5		
Coupler Line VSWR			1.5		
Directivity			13		dB
CW Peak			20		W
Peak Power			3000		W
Weight			45		g
Dimension(LxWxH)			31.8x12.7x15.9		

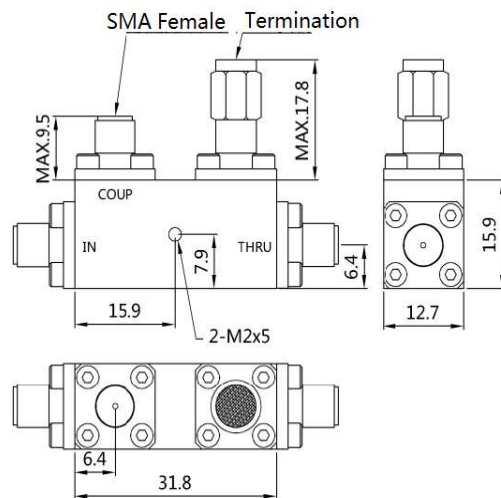
Order Information

Part Number	Description
ATM-C30-0626	6-26.5GHz 30dB Directional Coupler With SMA Female Connectors

Consult factory for other connectors option

Dimension

Unit: mm/Degree



AT Microwave

RM1204,NO.2911,North Zhongshan RD, Putuo District , Shanghai ,China, 200063

Tel:+8621-5291 8556 Email:sales@atmicrowave.com www.atmicrowave.com

30dB Directional Coupler

ATM-C30-0626

Typical Performance

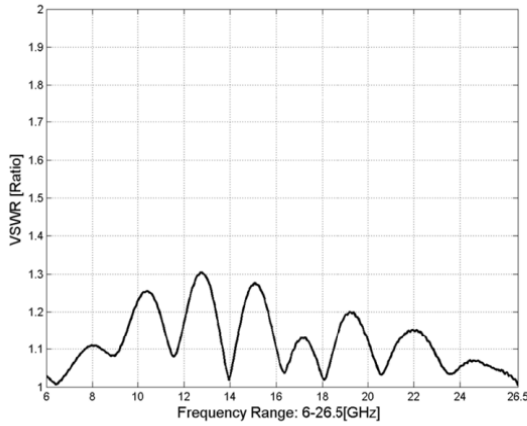


Figure 1: Input Port VSWR

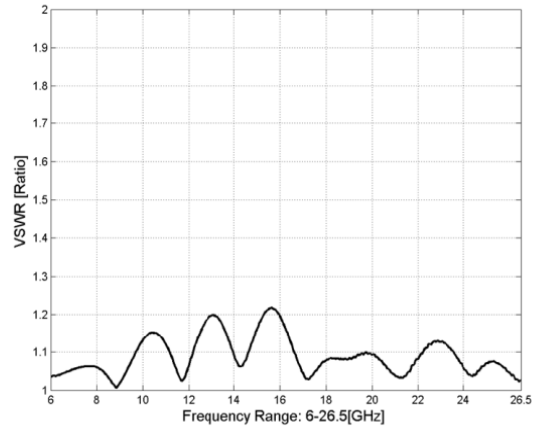


Figure 2: Thru Port VSWR

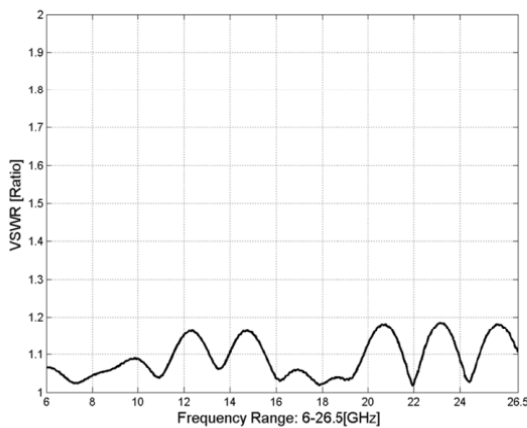


Figure 3: Coupling Port VSWR

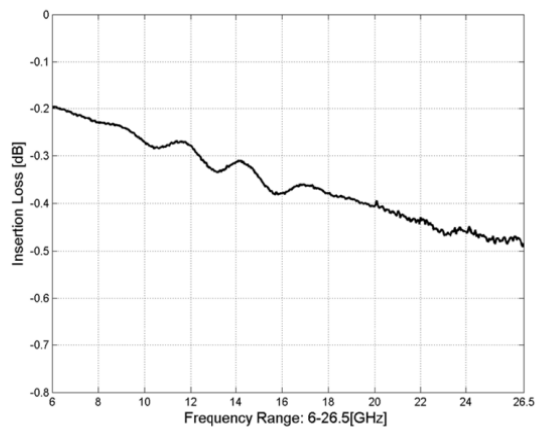


Figure 4: Main Line Insertion Loss

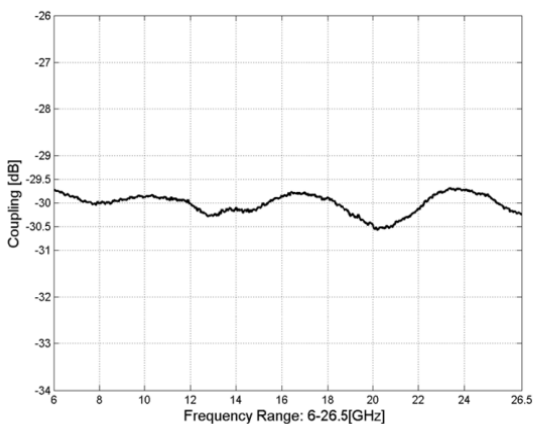


Figure 5: Coupling

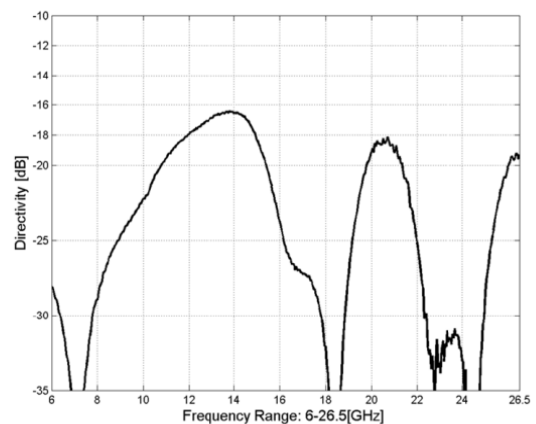


Figure 6: Directivity

AT Microwave reserves the right to make changes to the information contained herein without notice.

AT Microwave

RM1204,NO.2911, North Zhongshan RD, Putuo District, Shanghai, China, 200063

Tel: +8621-5291 8556 Email: sales@atmicrowave.com www.atmicrowave.com