

## 20dB Directional Coupler

ATM-C20-0240

### Feature

- 2-40GHz Broadband Performance
- Excellent Coupling Flatness
- High Directivity
- Low VSWR



### Electrical Specifications -

Specifications guaranteed from -45 to +85°C, measured in a 50Ω system

Parameter	Frequency Range(GHz )	Min	Typ	Max	Unit
Mean Coupling	2-40GHz		10 +/-0.8		dB
Flatness			+/-1		dB
Direct Line Inserion Loss			1.5		dB
Main Line VSWR			1.7		
Coupler Line VSWR			1.7		
Directivity			10		dB
CW Peak			20		W
Peak Power			3000		W
Weight			80		g
Dimension( LxWxH)			57.2x12.7x17.8		

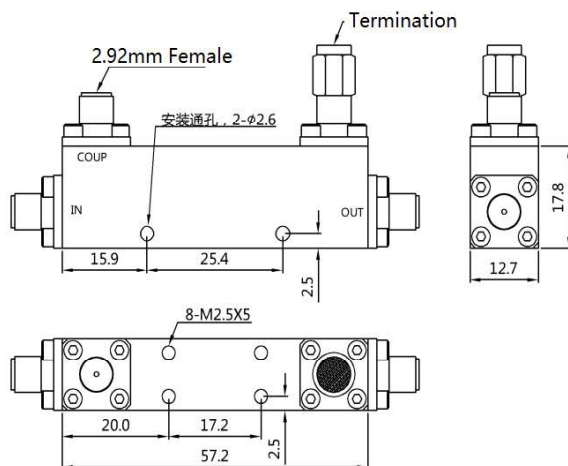
### Order Information

Part Number	Description
ATM-C20-0240	2-40GHz 20dB Directional Coupler With 2.92mmFemale Connectors

Consult factory for other connectors option

### Dimension

Unit: mm/Degree



AT Microwave

RM1204,NO.2911,North Zhongshan RD, Putuo District , Shanghai ,China, 200063

Tel:+8621-5291 8556 Email:sales@atmicrowave.com www.atmicrowave.com

# 20dB Directional Coupler

ATM-C20-0240

## Typical Performance

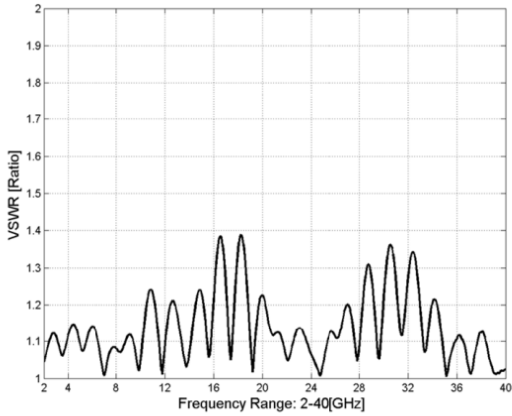


Figure 1: Input Port VSWR

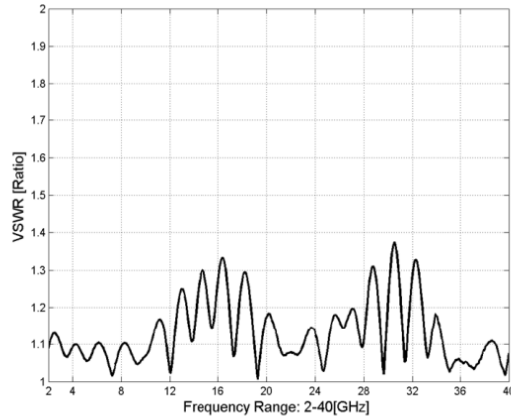


Figure 2: Thru Port VSWR

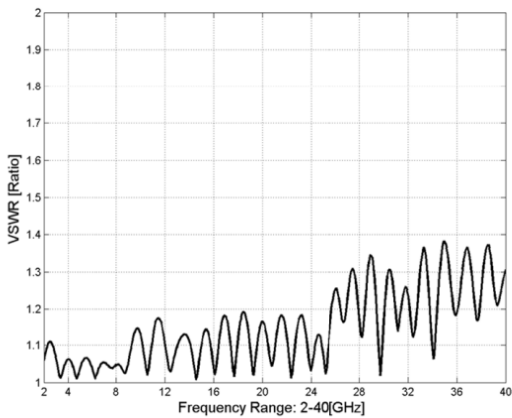


Figure 3: Coupling Port VSWR

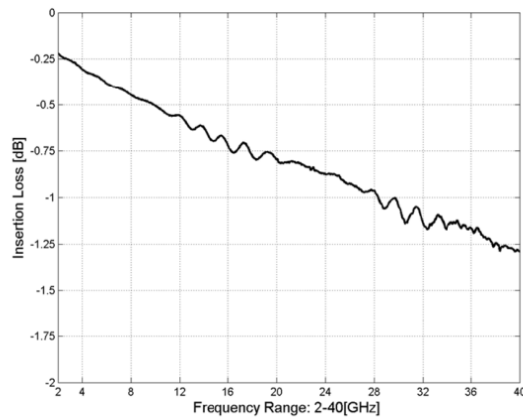


Figure 4: Main Line Insertion Loss

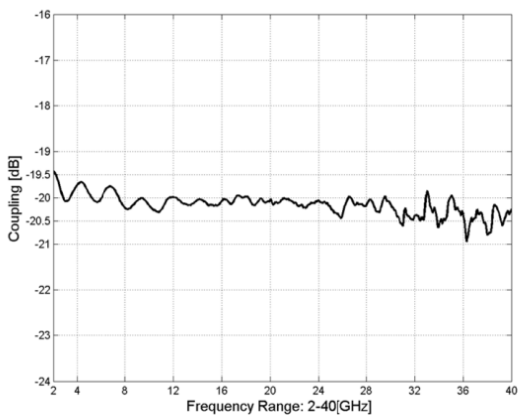


Figure 5: Coupling

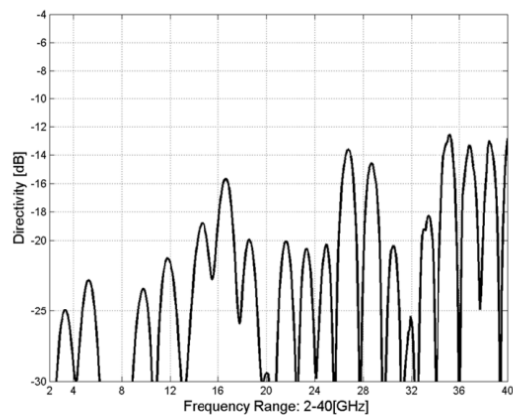


Figure 6: Directivity

AT Microwave reserves the right to make changes to the information contained herein without notice.

AT Microwave

RM1204,NO.2911, North Zhongshan RD, Putuo District, Shanghai, China, 200063

Tel: +8621-5291 8556 Email: sales@atmicrowave.com www.atmicrowave.com