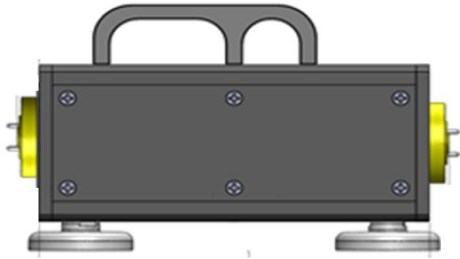


55-70GHz, V Band LNA



Product Overview

AT-BTLNA-5570-3545 is a low noise amplifier operating in the 55-70GHz frequency range. The LNA is packaged in a waveguide module using industry standard WR15.

The power supply require is a single phase AC voltage in the range of 110-240V, which can be supplied by a wall outlet. A AC TO DC power supply converter is include. The LED light helps to indicate the working status of the amplifier..

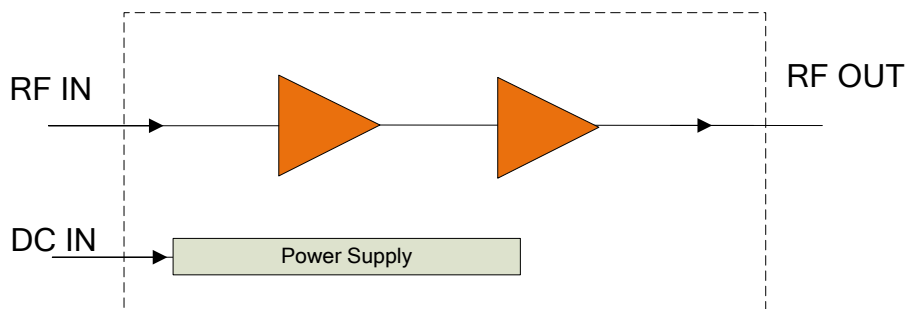
Advantages


- ✓ Frequency: 55-70GHz
- ✓ Gain: 35dB
- ✓ NF: 4.5dB
- ✓ Bench-Top Labs Test

Application

- ✓ V band Communication
- ✓ FOD (Foreigner Objects Debris)
- ✓ Test Equipment
- ✓ ROF (RF Over Fiber)
- ✓ Radar System

Diagram Block:





AT-BTLNA-5570-3545

Bench-Top Low Noise Amplifier

Key Features

Parameter	Min	Typical	Max
Frequency		55-70GHz	
Gain		35dB	
Input Power		-15dBm	+5dBm
NF		4.5Db	6
Output P1dB		+10dBm	
Psat		+13dBm	
DC Supply (note)		+12V/0.3A	
Input Return Loss		-10dB	
Output Return Loss		-10dB	
Input /Output Port		WR-15	
Dimension(LxWxH)		160x130x75 mm	
Specification Temperature		+25C	
Operating Temperature		0 to 50C	

Note: AC to DC adapter included.

Mechanical Information:

Parameter	Value
RF Input	WR-15 Waveguide with Flange
RF Output	WR-15 Waveguide with Flange
DC Bias	+12V Supply, AC to DC Power Converter included
DC Bias Switch	ON-OFF switch with light indicator
Storage Temperature	-65 to +150C

Notes:

1. Datasheet may be changed according to update of MMIC, Raw materials , process, and so on.
2. This data is only for reference, not for guaranteed specifications.
3. Please contact AT Microwave team to make sure you have the most current data.



Absolute Maximum Ratings Table

Parameter	Value
Drain Supply	+240V
RF Input Power	+5dBm
Operating Temperature	0 to +50C
Storage Temperature	-65 to +150C

Dimension: (mm)

The dimension maybe changed.

