


AT-BPF-215225-04, 215-225GHz Band-Pass Filter, WR-04



Product Overview

AT Microwave offers high performance band waveguide band-pass filter from 26.5-260GHz. Other frequency bands and rejection requirement can provide according to request.

Based on our excellent design work, precise machine tolerance and outstanding quality plating, we can provide band pass filter with low insertion loss, good return loss and high rejection at the same time.

More information, please visit www.atmicrowave.com

Advantages

- ✓ Low Insertion Loss
- ✓ Good Return Loss
- ✓ High Stop Band Suppression
- ✓ Sharp Roll-Off


Application

- ✓ H band Imaging
- ✓ FOD (Foreigner Objects Debris)
- ✓ Test Equipment
- ✓ ROF (RF Over Fiber)
- ✓ Radar System

Key Features

Parameter	Min	Typical	Max
Passband Frequency		215-225GHz	
Pass Bandwidth		10GHz	
Insertion Loss		-1.5 dB	-2.5
Passband Return Loss		-10 dB	
Low Rejection Frequency	-15 -30	210GHz: -20dB 205GHz: -40dB	
High Rejection Frequency	-15 -30	230GHz: -20dB 235GH: -40dB	
RF Input/output Port		WR-4.3	
Spec Temp		25C	





AT-BPF-215225-04

H Band Waveguide Band-Pass Filter, WR-04

Mechanical Information

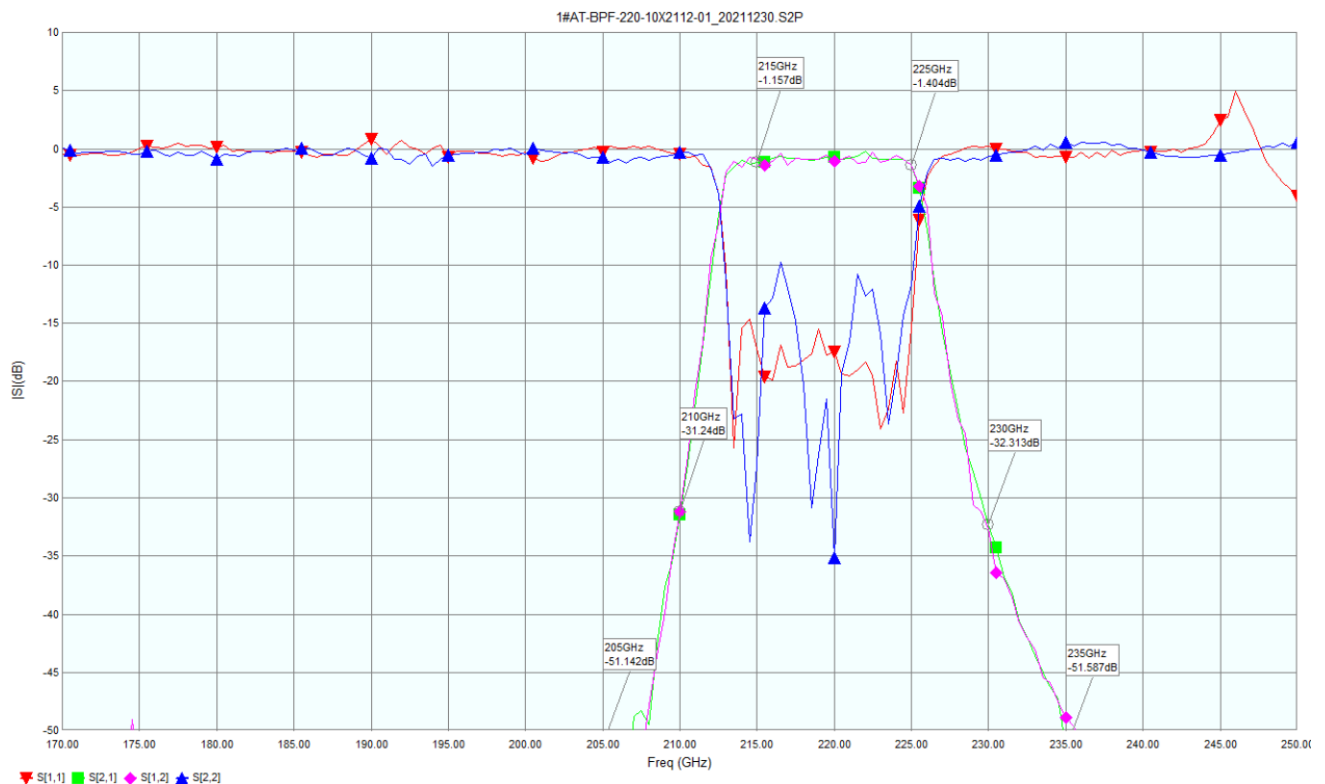
Item	Description
Input Port	WR-4.3
Output Port	WR-4.3
Case Material	Brass
Finish	Gold Plated
Weight	27g
Size:	See outline

Absolute Maximum Ratings Table

Parameter	Value
Operating Temperature	-40 to +85C
Storage Temperature	-65 to +150C

Test Data:

Please note that performance may vary from unit to unit.



SN: X2112-01 TEST

Shanghai AT Microwave Limited

Tel:021-6229 1233

Email:sales@atmicrowave.com

www.atmicrowave.com



Dimension (mm)

