


12-18GHz 360Degree Analog Phase Shifter



Description:

AT-APS-1218-360 is an Analog Phase Shifter which is controlled via an analog control voltage from 0 to +14V.

It provides a continuously variable phase shift of 0 to 360 degrees from 12GHz to 18GHz with consistent insertion loss versus phase shift. The phase shift is monotonic with respect to control voltage.

Feature

- ✓ Wide Band Operation 12-18GHz
- ✓ 360 degree Phase Shift
- ✓ Low Insertion Loss
- ✓ Single Control Operation
- ✓ Customized Available

Application

- ✓ Point to Point Radios
- ✓ VSAT Radios
- ✓ Test Equipment
- ✓ Fiber Optic
- ✓ Military and Space

Electronical Specifications:

Parameter	Min	Typical	Max	Unit
Frequency Range		12-18		GHz
Phase Range		360		Degree
Insertion Loss		-5		dB
Return Loss		-12		dB
Control Voltage		0-14		V
Control Current		1		uA
Sensitivity		26.5		Deg/V
Response Time		0.12		us
Temperature Sensitivity		0.1		Degree/C
Spec Temp		25C		





AT-APS-1218-360

Analog Phase Shifter, 12-18GHz, 360 degree

Mechanical Information

Item	Description
Input Port	SMA Female
Output Port	SMA Female
Case Material	Copper
Finish	Gold Plated
Package Sealing	Epoxy Sealed
Weight	80g
Size:	See outline

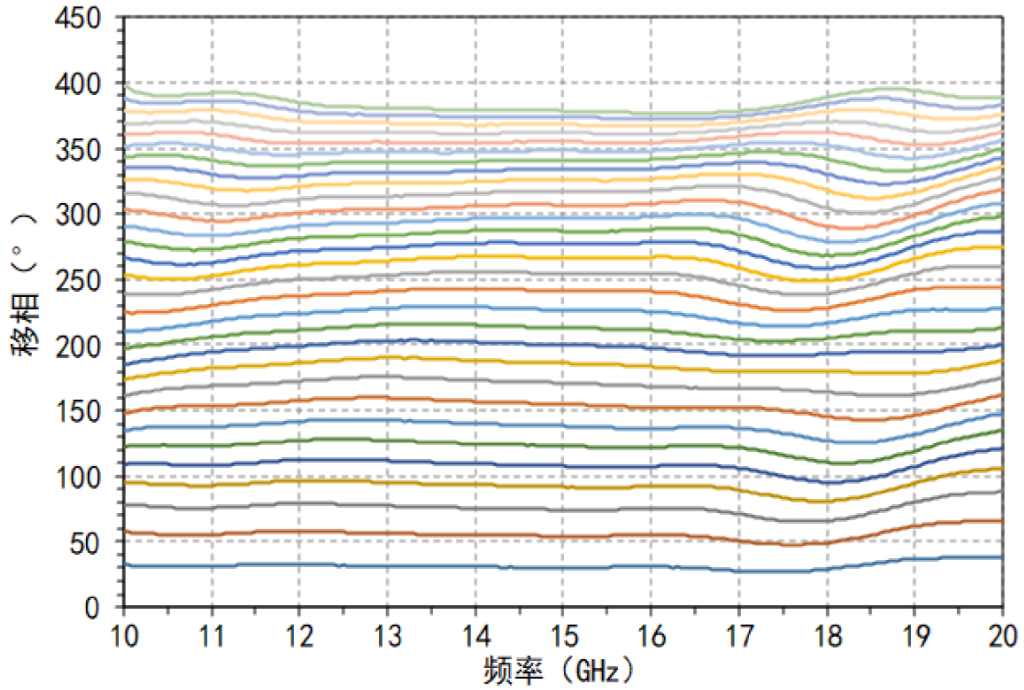
Absolute Maximum Ratings Table

Parameter	Value
Control Voltage	-0.5 to +18V
RF Input Power	+15dBm
Operating Temperature	-40 to +85C
Storage Temperature	-55 to +125C
ESD Sensitive(HBM)	Class 1B

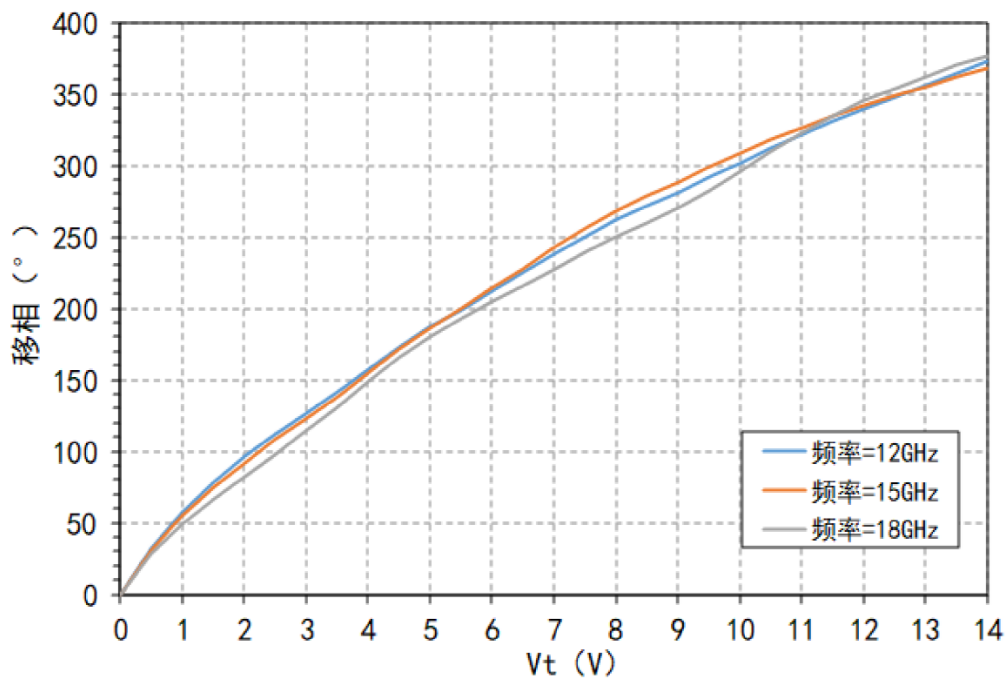
Notes:

- ✓ Datasheet may be changed according to update of MMIC, Raw materials , process, and so on.
- ✓ This data is only for reference, not for guaranteed specifications.
- ✓ Please contact AT Microwave team to make sure you have the most current data.
- ✓ Always pay attention to the temperature of the case, heatsink and fan are required if case temperature exceeds over 50C.



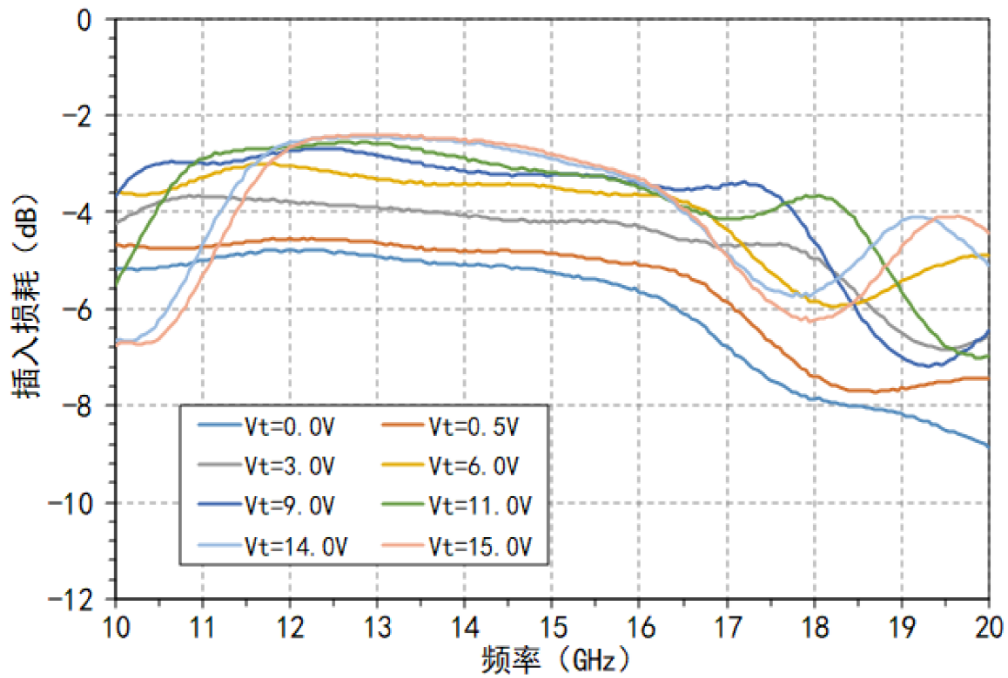


Phase shift vs Frequency from 0.5-15V

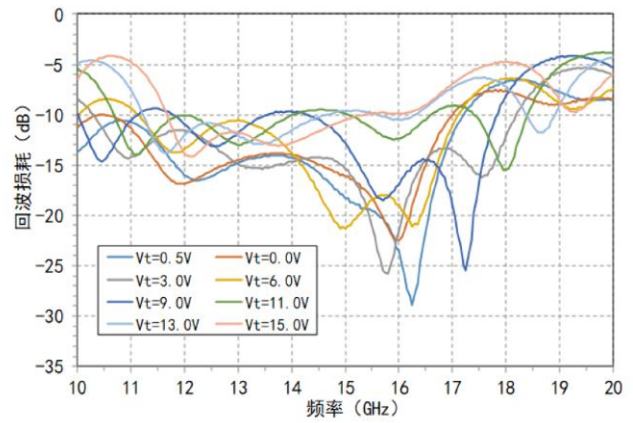
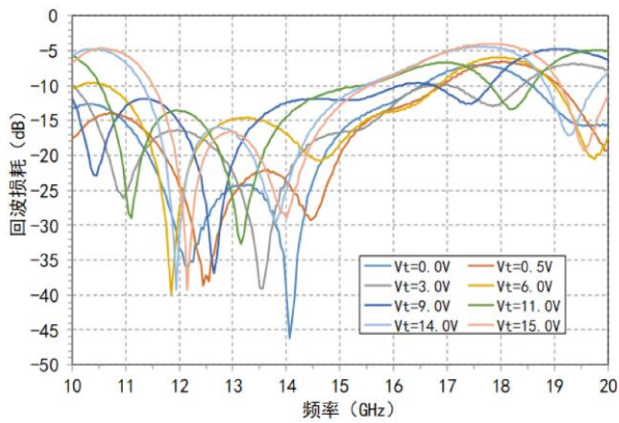


Phase shift vs VT from 12-18GHz





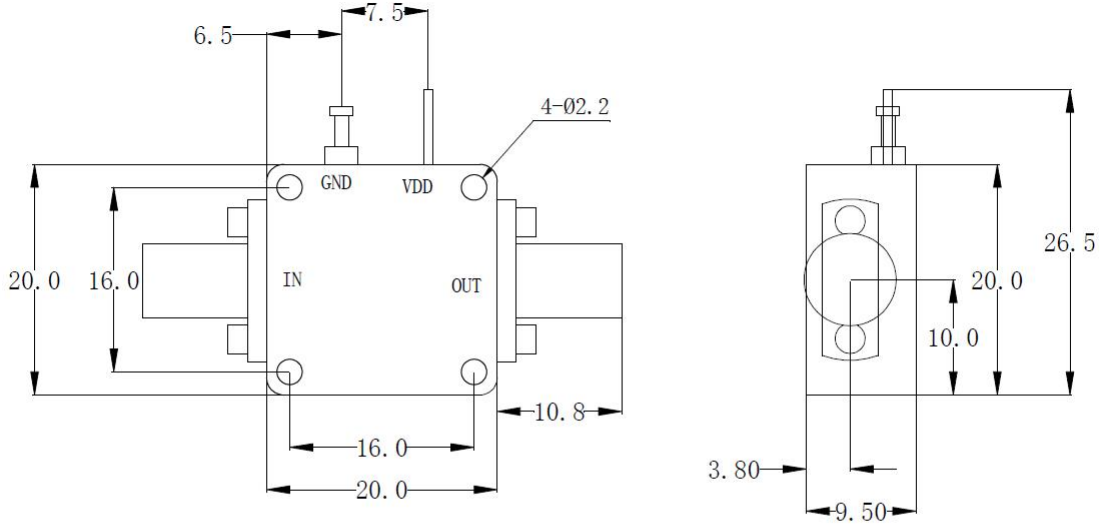
Insertion Loss vs Frequency from 0.5-15V



Input/Output Return Loss vs Frequency from 0.5-14V



Dimension: (unit in mm)



	<26.5GHz	<40GHz	<50GHz	<67GHz
Connector	SMA	2.92mm	2.4mm	1.85mm
Lenth of a	9.4mm	9.5mm	10.8mm	11.3mm

Note: Female Default. Contact with us for other types.

