



AT-AM6-5766-23

Active Multiplier x6, 57-66GHz Pout=+23dBm

x6 V Band Active Multiplier

2021-5-30



Product Overview

AT-AM6-5766-23 is a V band, active x6 frequency multiplier. The multiplier has an input frequency of 9.5-11 GHz with a typical output +23dBm from 57-66GHz.

The integrated input and output buffers deliver high output power at a low drive level. The multiplier also has a typical harmonic suppression of -20dBc. The input port is SMA female, and the output is a WR-15 waveguide.

Other port configurations are available under different requirement.

More information, please visit www.atmicrowave.com

Advantages

- ✓ Frequency: 57-66GHz
- ✓ Pout: +23dBm typical
- ✓ Input: 9.5-11GHz, +5dBm
- ✓ Single Power Supply

Application

- ✓ V band Communication
- ✓ Test Equipment
- ✓ ROF (RF Over Fiber)
- ✓ Radar System

Key Features

Parameter	Min	Typical	Max
Input Frequency	9.5GHz		11GHz
Input Power	0	+5dBm	+10
Multiplier Factor		X6	
Output Frequency	57GHz		66GHz
Output Power		+23dBm	
Harmonic Suppression		-35dBc	
Drain Voltage		+5V	+8V
Current		800mA	
Spec Temp		25C	





AT-AM6-5766-23

Active Multiplier x6, 57-66GHz Pout=+23dBm

Mechanical Information

Item	Description
Input Port	SMA Female
Output Port	WR-15
Case Material	Copper
Finish	Gold Plated
Weight (Without Heatsink)	190g
Size:	50X25X20 mm

Absolute Maximum Ratings Table

Parameter	Value
Drain Supply	+9V
RF Input Power	+15dBm
Operating Temperature	0 to +50C
Storage Temperature	-65 to +150C

Notes:

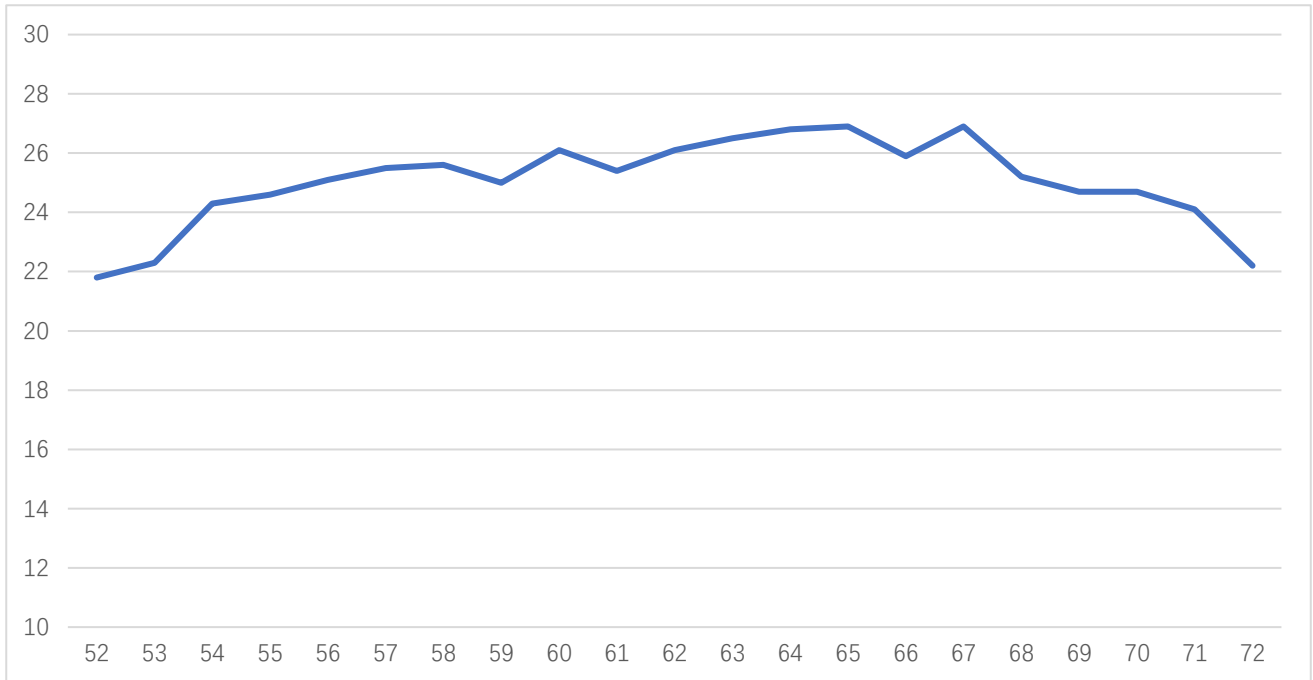
1. Datasheet may be changed according to update of MMIC, Raw materials , process, and so on.
2. This data is only for reference, not for guaranteed specifications.
3. Please contact AT Microwave team to make sure you have the most current data.



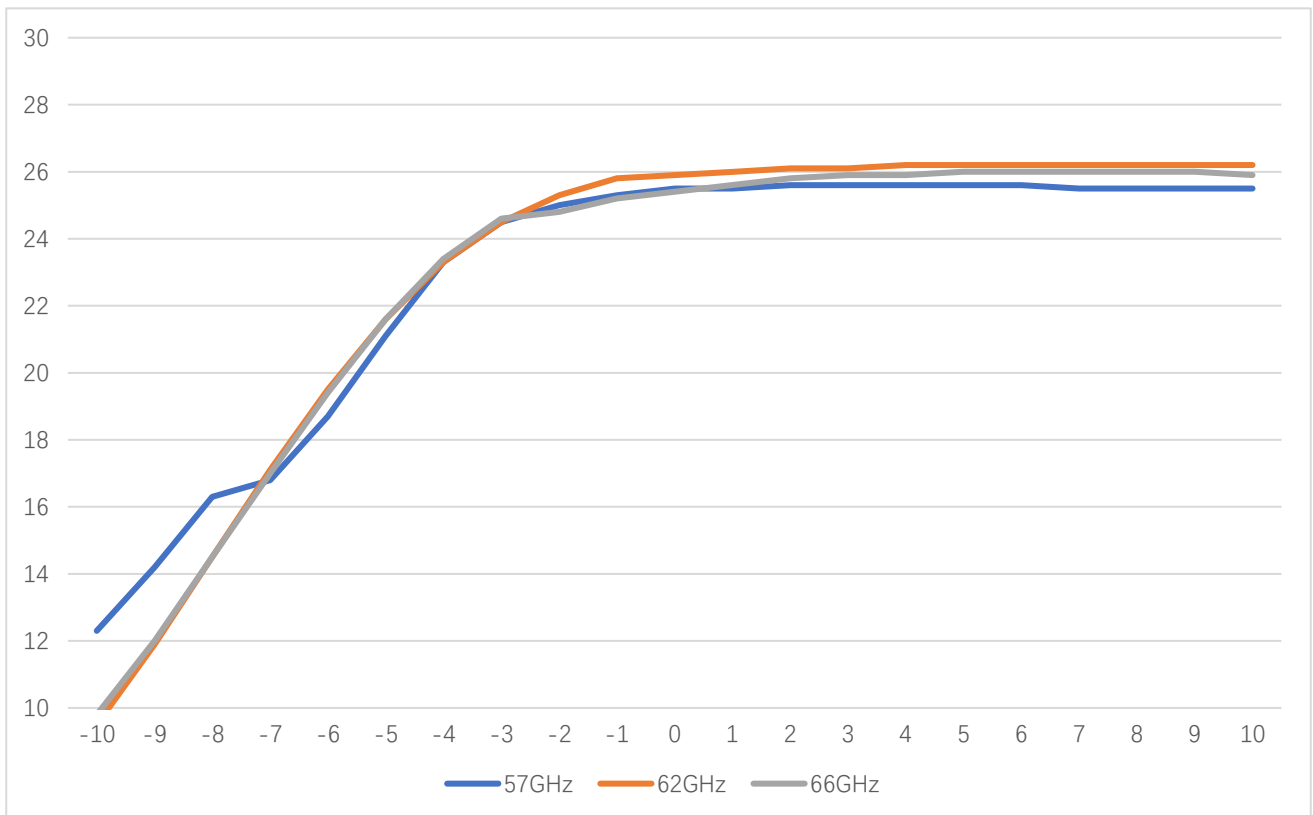


AT-AM6-5766-23

Active Multiplier x6, 57-66GHz Pout=+23dBm

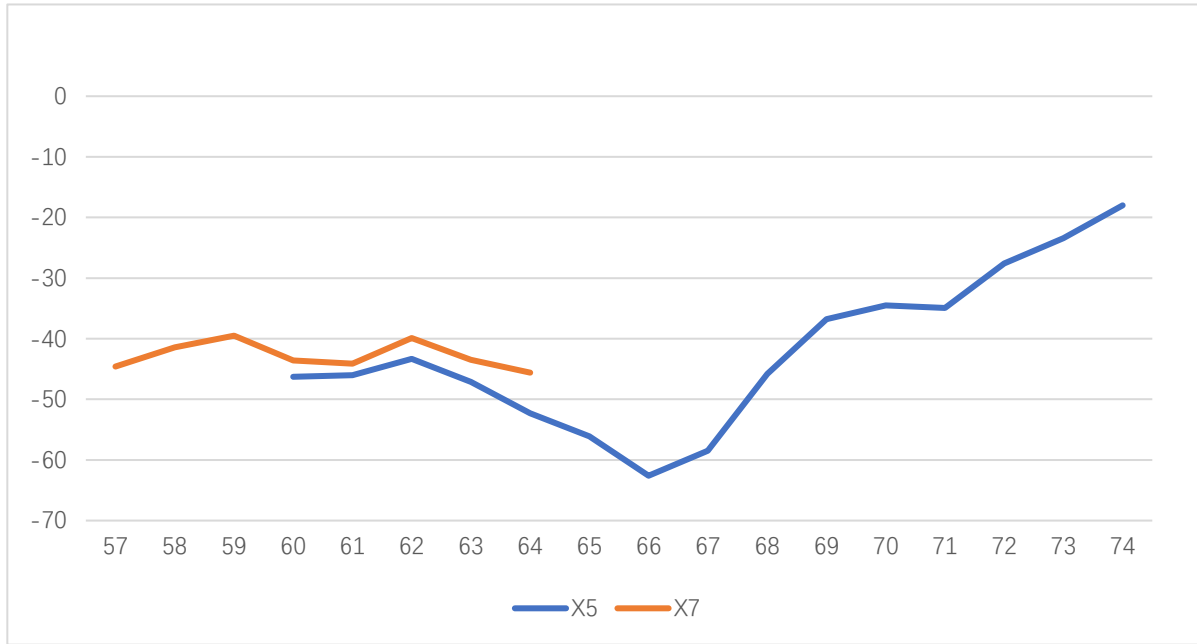


Pout vs Frequency



Pout vs Pin at 57/62/66GHz





X5/x7 Harmonics vs X6 Pout

Dimension: (mm)

