



AT-AM4-5075-15L

Active Multiplier x4, 50-75GHz Pout=+15dBm

Full V Band Active Multiplier

2023-11-21

50-75GHz, Pout=+15dBm, Low Input Power



Description:

AT-AM4-5075-15L is a full V band, active x4 frequency multiplier with low input power. The multiplier has an input frequency of 11.5-18.75 GHz with a typical output +15dBm from 50-75GHz.

The integrated input and output buffers deliver high output power at a low drive level. The multiplier also has a typical harmonic suppression. The input port is SMA female, and the output is WR-15. Other port configurations are available under different requirement.

More information, please visit www.atmicrowave.com

Feature

- ✓ Frequency: 50-75GHz
- ✓ Pout: +15dBm typical
- ✓ Input: 11.5-18.75GHz
- ✓ Low Harmonics

Application

- ✓ V band Communication
- ✓ Test Equipment
- ✓ ROF (RF Over Fiber)
- ✓ Radar System

Electronical Specifications:

Parameter	Min	Typical	Max
Input Frequency	11.5GHz		18.75GHz
Input Power	+0dBm	+3dBm	+10dBm
Multiplier Factor		X4	
Output Frequency	50GHz		75GHz
Output Power	+14dBm	+15dBm	
X3/X5 Harmonic Suppression		-25dBc	
Drain Voltage		+5V	
Current		0.42A	
Spec Temp		25C	





AT-AM4-5075-15L

Active Multiplier x4, 50-75GHz Pout=+15dBm

Mechanical Information

Item	Description
Input Port	SMA Female
Output Port	WR-15
Case Material	Copper
Finish	Gold Plated
Weight	190g
Size:	See outline

Absolute Maximum Ratings Table

Parameter	Value
Drain Supply	+9V
RF Input Power	+15dBm
Operating Temperature	0 to +50C
Storage Temperature	-45 to +85C

Notes:

- ✓ Datasheet may be changed according to update of MMIC, Raw materials , process, and so on.
- ✓ This data is only for reference, not for guaranteed specifications.
- ✓ Please contact AT Microwave team to make sure you have the most current data.
- ✓ Always pay attention to the temperature of the case, heatsink and fan are required if case temperature exceeds over 50C.



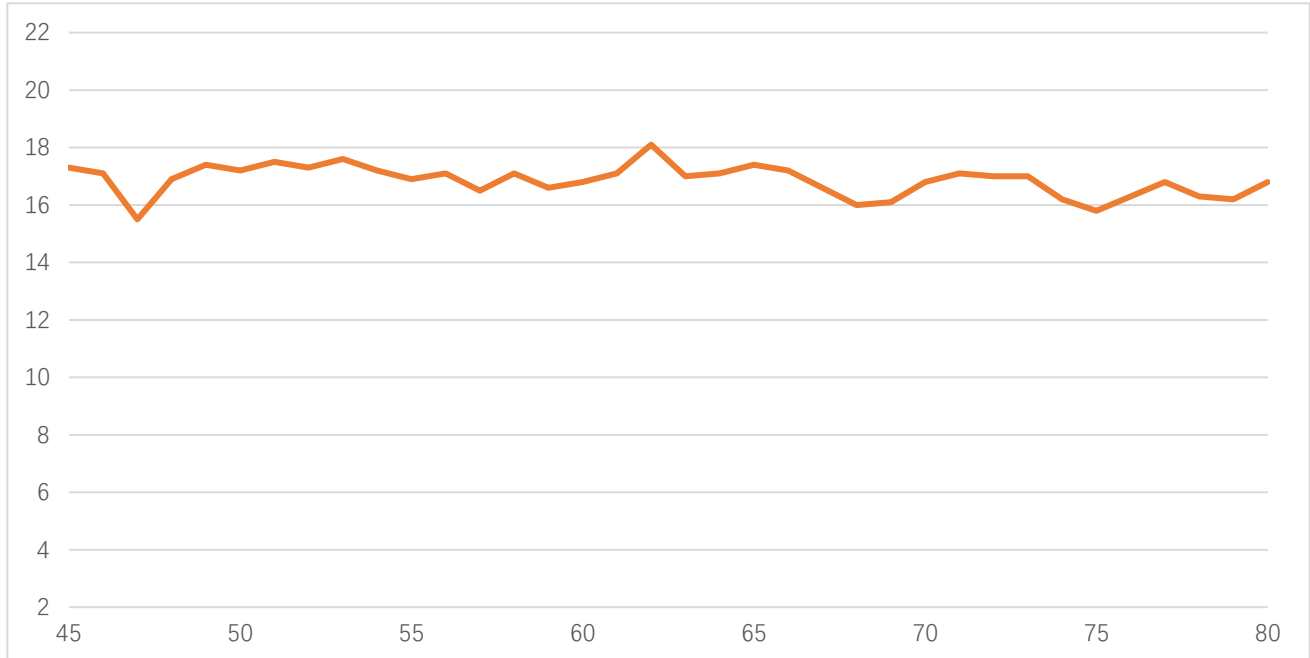


AT-AM4-5075-15L

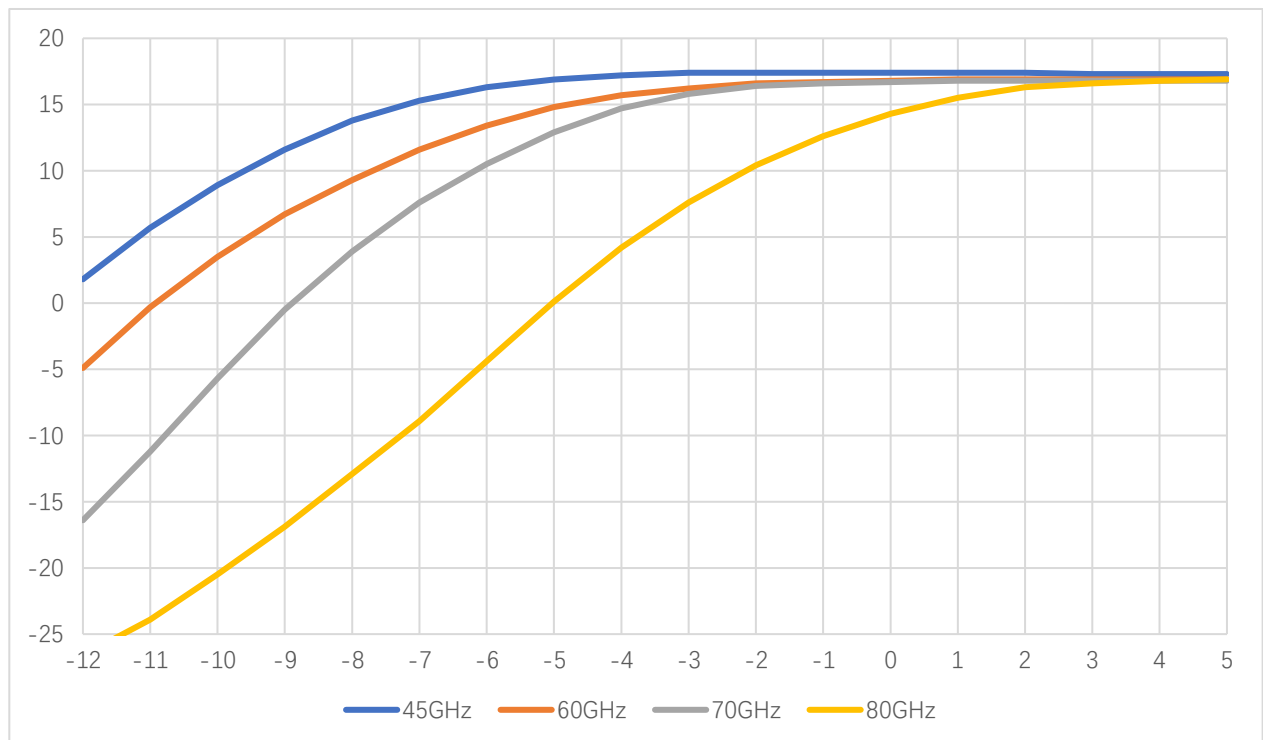
Active Multiplier x4, 50-75GHz Pout=+15dBm

Test Data (25C)

Please note that test curves will vary slightly from unit to unit.




Pout vs Frequency



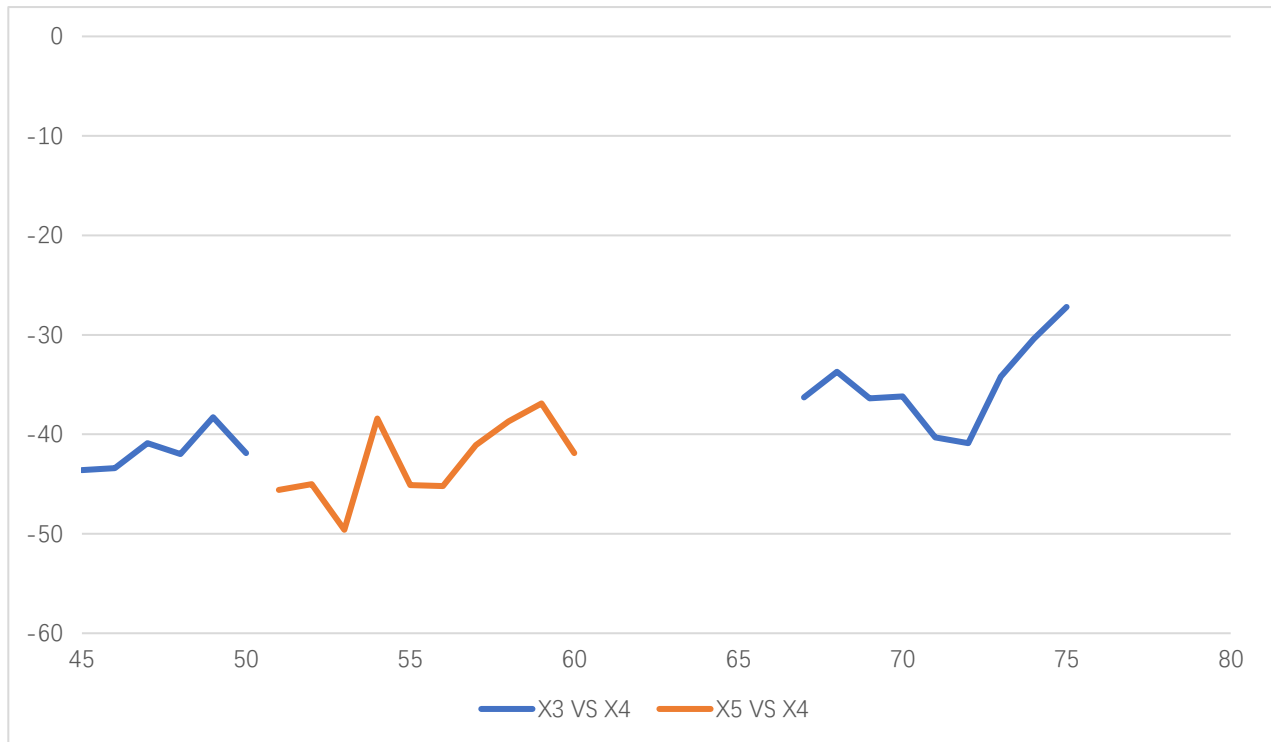
Pout vs Pin





AT-AM4-5075-15L

Active Multiplier x4, 50-75GHz Pout=+15dBm



X3/X5 Harmonics vs X4 Pout



Dimension (in mm)

