


## Full V Band Active Multiplier

### Description:

AT-AM4-5075-15 is a full V band, active x4 frequency multiplier. The multiplier has an input frequency of 12.5-18.75 GHz with a typical output +15dBm from 50-75GHz.

The integrated input and output buffers deliver high output power at a low drive level. The multiplier also has a typical harmonic suppression. The input port is SMA female, and the output is WR-15. Other port configurations are available under different requirement.

The Multiplier can be used as LO for mixers, including AT-MIX-5075H, AT-MIX-5075L, AT-IQM-5065L.



More information, please visit [www.atmicrowave.com](http://www.atmicrowave.com)

### Feature

- ✓ Frequency: 50-75GHz
- ✓ Pout: +15dBm typical
- ✓ Input: 12.5-18.75GHz
- ✓ Low Harmonics

### Application

- ✓ V band Communication
- ✓ Test Equipment
- ✓ ROF (RF Over Fiber)
- ✓ Radar System

### Electronical Specifications:

Parameter	Min	Typical	Max
Input Frequency	12.5GHz		18.75GHz
Input Power	+8dBm	+10dBm	+12dBm
Multiplier Factor		X4	
Output Frequency	50GHz		75GHz
Output Power	+12	+15dBm	
Harmonic Suppression		-15dBc	
Drain Voltage		+5V/600mA	+8V
Spec Temp		25C	





# AT-AM4-5075-15

Active Multiplier x4, 50-75GHz Pout=+15dBm

## Mechanical Information

Item	Description
Input Port	SMA Female
Output Port	WR-15
Case Material	Copper
Finish	Gold Plated
Weight (Without Heatsink)	190g
Size:	60X30X20 mm

## Absolute Maximum Ratings Table

Parameter	Value
Drain Supply	+9V
RF Input Power	+20dBm
Operating Temperature	0 to +50C
Storage Temperature	-65 to +150C

### Notes:

- ✓ Datasheet may be changed according to update of MMIC, Raw materials , process, and so on.
- ✓ This data is only for reference, not for guaranteed specifications.
- ✓ Please contact AT Microwave team to make sure you have the most current data.
- ✓ Always pay attention to the temperature of the case, heatsink and fan are required if case temperature exceeds over 50C.

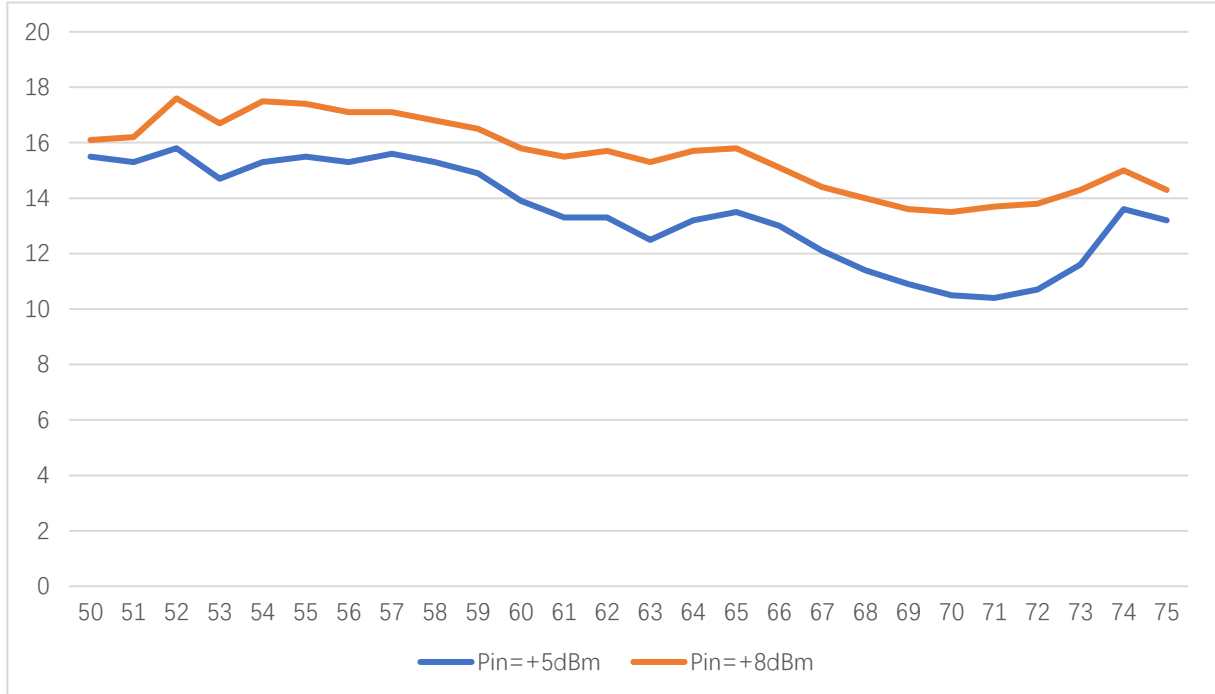




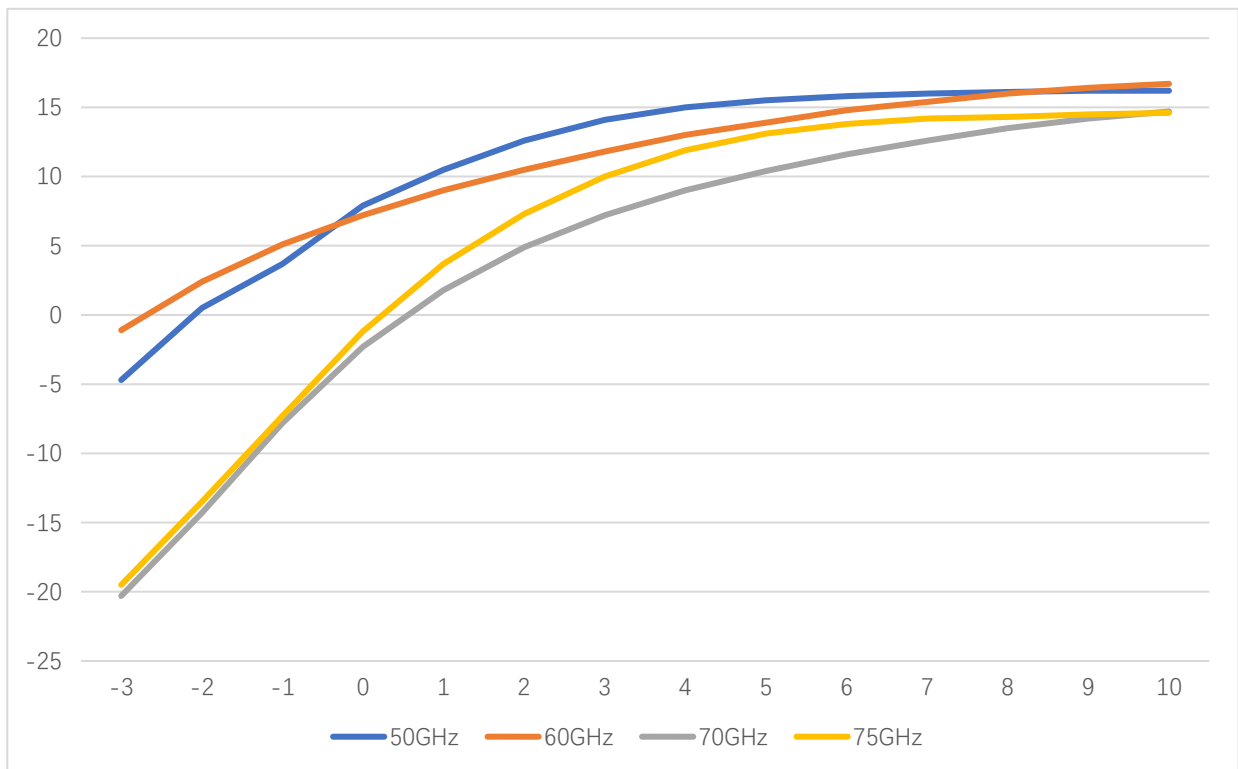
# AT-AM4-5075-15

Active Multiplier x4, 50-75GHz Pout=+15dBm

## Test Data:

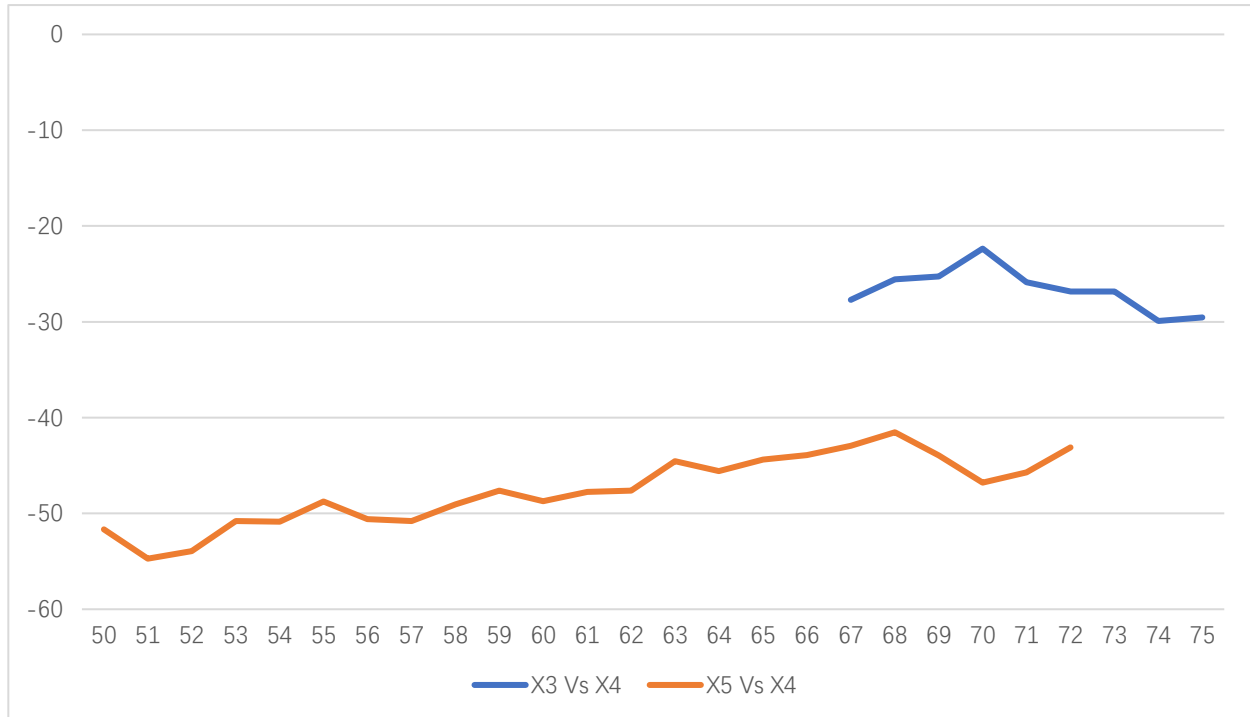


Pout vs Frequency



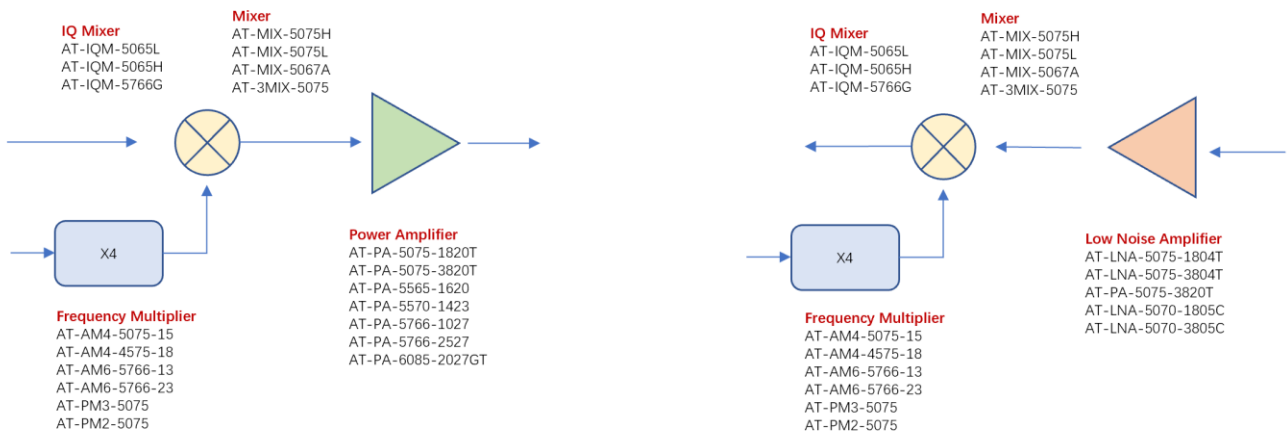
Pout vs Pin at 50/60/75GHz





X3/X5 Harmonics vs X4 Pout

### V Band 50-75GHz



## Dimension (in mm)

